

Oklahoma Higher Learning Access Program (OHLAP)



2001-2002 Year-End Report

2001-2002 HIGHLIGHTS

- **First OHLAP Students Earn College Degrees at a High Rate:** Over half (54%) of the OHLAP scholarship recipients from the high school class of 1996 have earned college degrees. This is nearly 20% above the 35% degree-completion rate for all first-time, full-time freshmen college students.
- **2002 OHLAP High School Grads Set New Completion Record:** Over 67% of the students enrolled in OHLAP from the 2002 high school graduating class completed the program requirements to become eligible for the OHLAP scholarship. That's an increase of nearly 6% from the 61% completion rate of the 2001 class.
- **Significant Enrollment Increases Continue:** Nearly 7,000 students from 2001-02 high school sophomore class (Class of 2004) are enrolled in OHLAP; an increase of 18% over the enrollment of the class of 2003.
- **Scholarship Costs Rising Dramatically:** Expenditures for the OHLAP scholarships rose to nearly \$3 million in 2001-02, an increase of 26% from 2000-01. Based on current enrollment trends, scholarship costs are expected to grow dramatically every year.

Costs Projections (in \$millions)

2001-02 actual	\$2.9
2002-03 projected	\$4.7
2003-04 projected	\$10.1
2004-05 projected	\$16.8
2005-06 projected	\$24.7
2006-07 projected	\$34.2
2007-08 projected	\$44.5

updated 10/27/03

REPORT CONTENTS

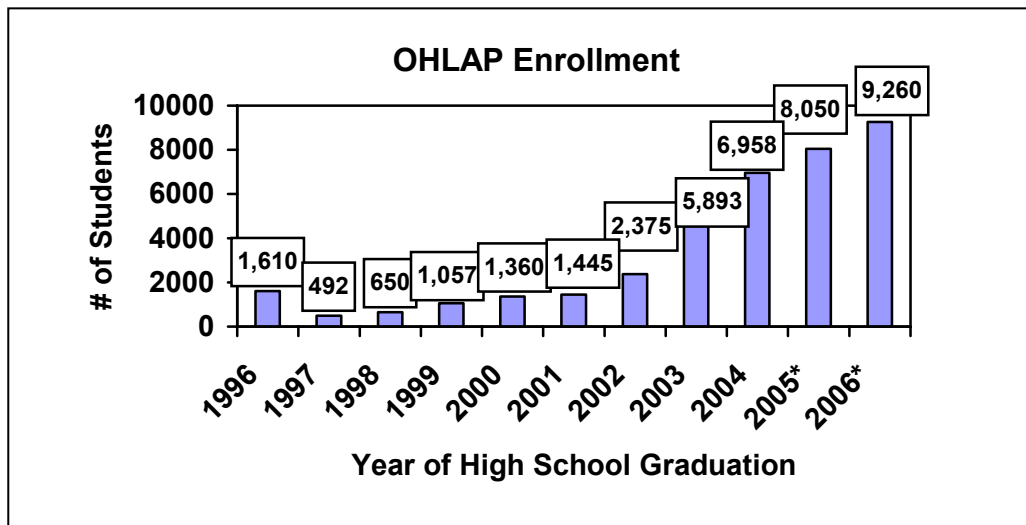
Page

I.	OHLAP Program Enrollment	3
II.	OHLAP High School Requirement Completion Rates	3
III.	High School Grade-Point-Averages	4
IV.	ACT Test Scores	4
V.	College-Going Rate	4
VI.	Remediation Rates	5
VII.	College Grade-Point-Averages	5
VIII.	Full-Time College Enrollment	5
IX.	Persistence Rate to Second Year of College	6
X.	Six-year Degree Completion Rate	6
XI.	Five-year Degree Completion Rate	6
XII.	Total Number of Students Receiving Scholarships	7
XIII.	Average Scholarship Award	7
XIV.	Total \$ Amount of Scholarship Payments	7
XV.	Demographic Data	8
	“OHLAP-Plus” Scholarships	9
	Scholarship Payments Shown by Institution and Semester	10
	OHLAP “State Champion” High Schools	11
	OHLAP High School Graduates by County and High School	12-17

I. High School Students Enrolled in OHLAP:

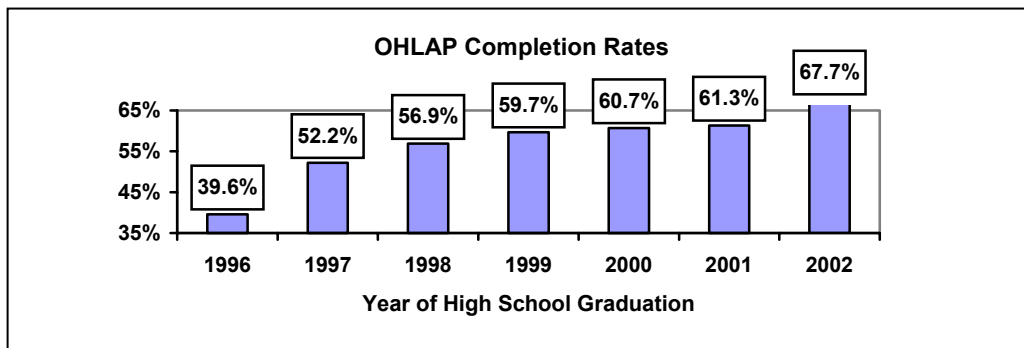
High School Graduation Year	Students Enrolled in OHLAP	Students Completing OHLAP	% of Students Completing OHLAP
1996	1,610	637	39.6%
1997	492	257	52.2%
1998	650	370	56.9%
1999	1,057	631	59.7%
2000	1,360	826	60.7%
2001	1,445	886	61.3%
2002	2,418	1,621	67.0%
2003	5,854		
2004	7,047		
2005*	4,414	*	
2006*	2,366	*	
Total Enrollment	28,713	5,228	

*The class of 2005 (9th grade) and 2006 (8th grade) are still open to enrollment in the 2002-2003 school year.

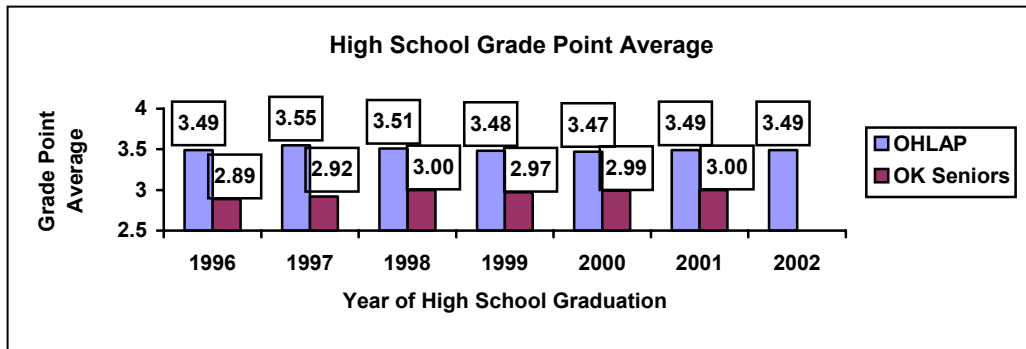


*projected enrollments for 2005 and 2006

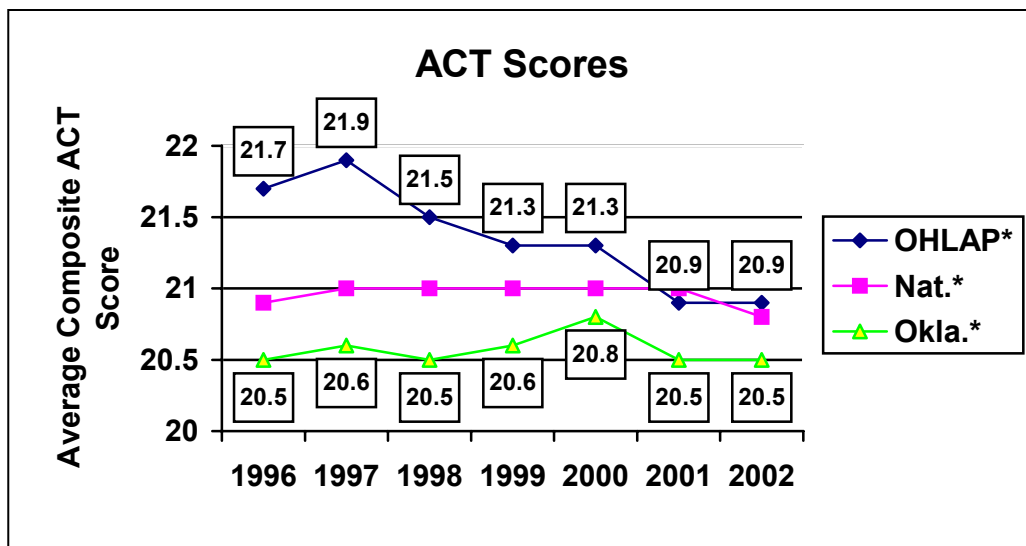
II. Program Completion Rates:



III. High School Grade Point Average (GPA):

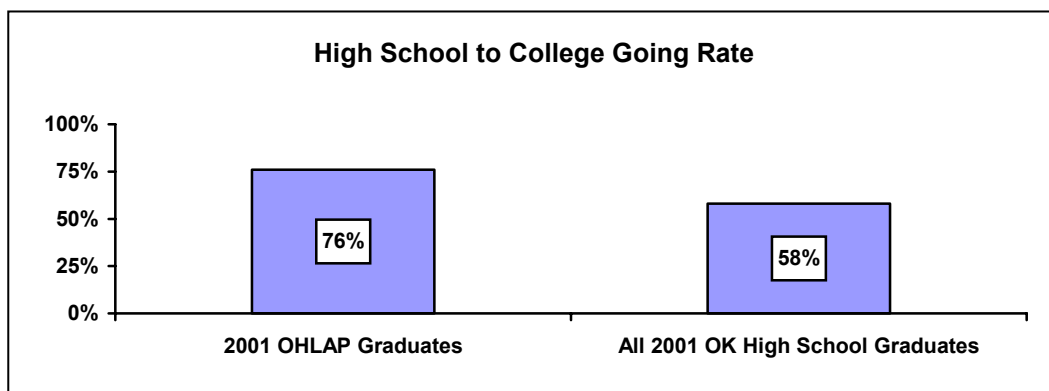


IV. ACT Scores:

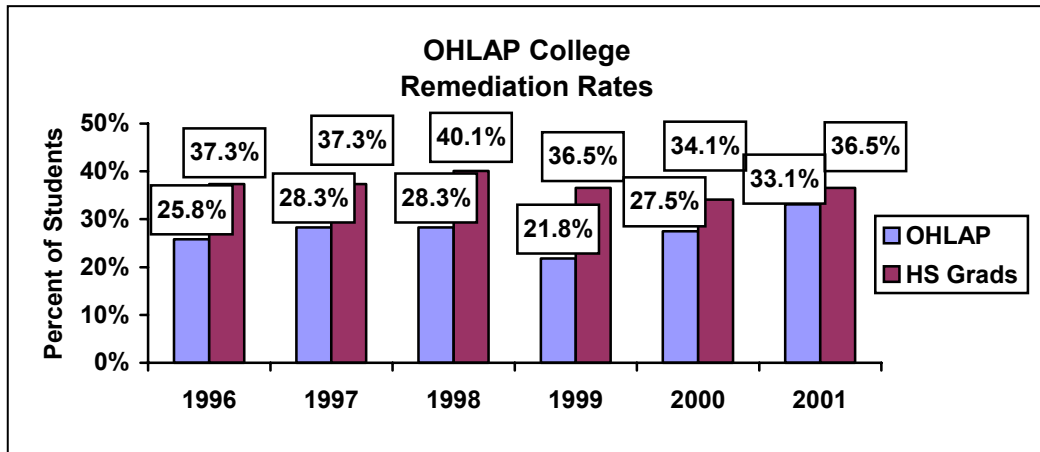


*OHLAP ACT scores based on highest score of the student; national and state scores are based on the last test score of the student.

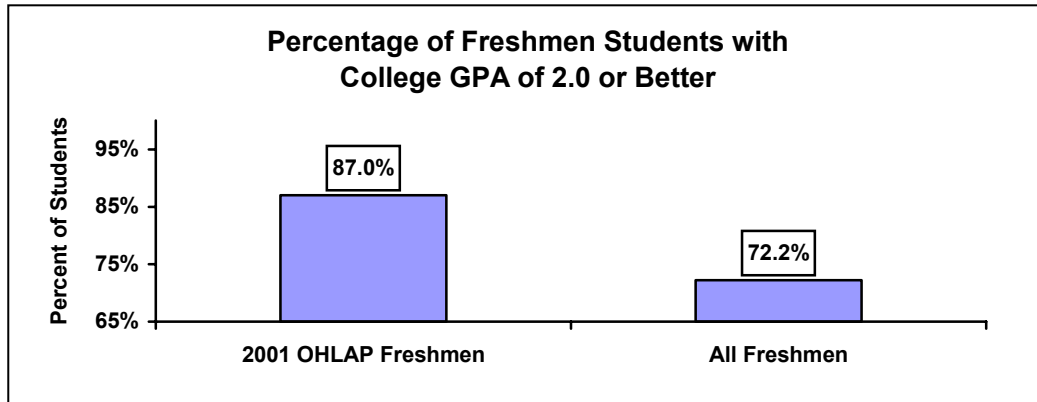
V. High School to College Going Rate: (OHLAP high school graduates enrolling in college the year immediately following high school graduation)



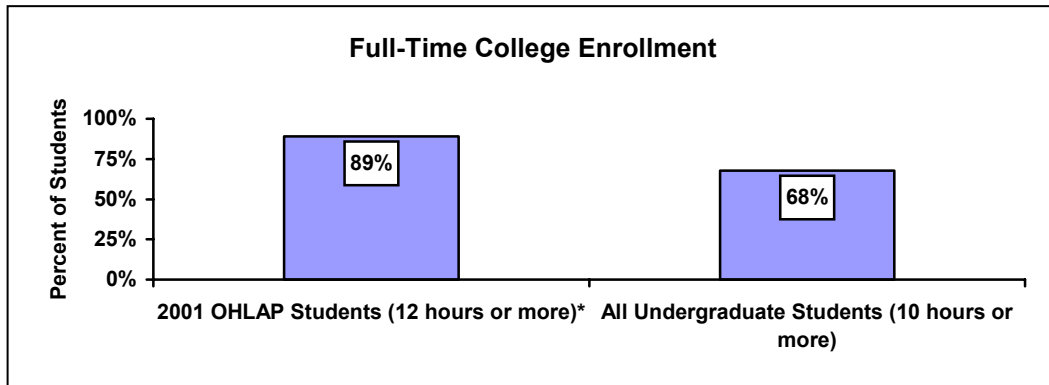
VI. **Remediation Rates:** (OHLAP freshmen scholarship recipients requiring at least one remedial course as a percentage of all OHLAP freshmen students.)



VII. **College Grade Point Average:**

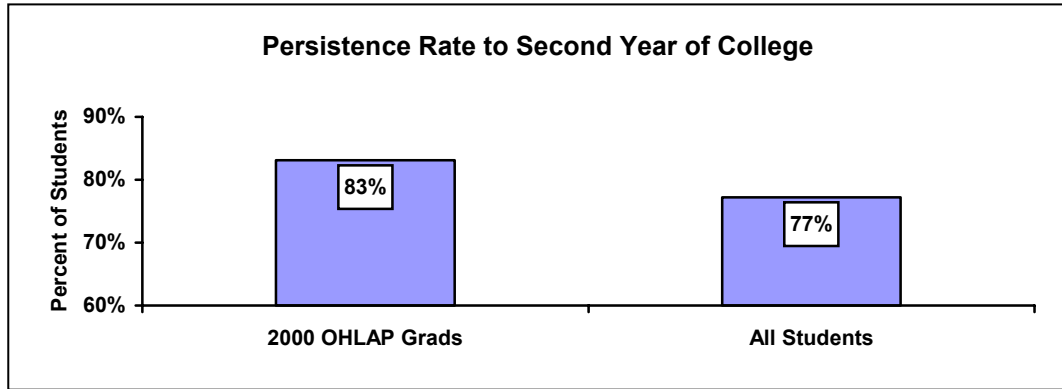


VIII. **Full-Time College Enrollment:**

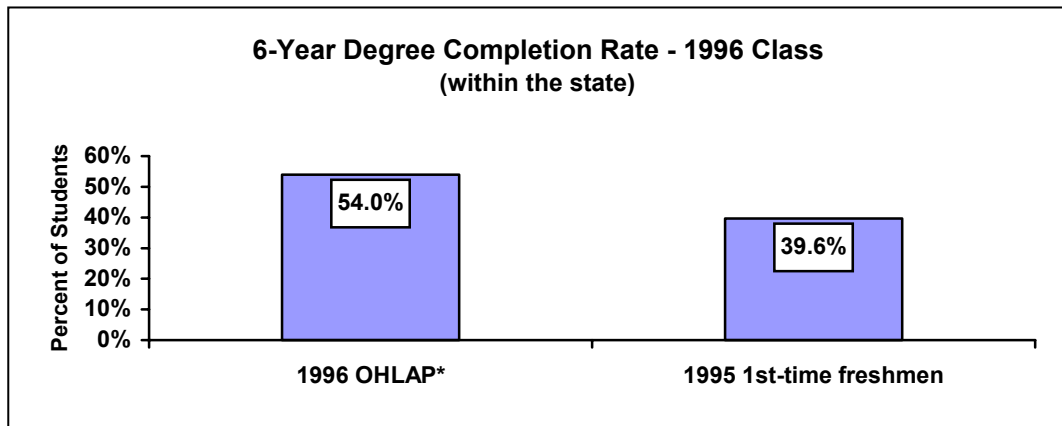


*The percentage for OHLAP students may actually be higher due to split enrollments between more than one institution.

IX. Persistence to Second Year of College:

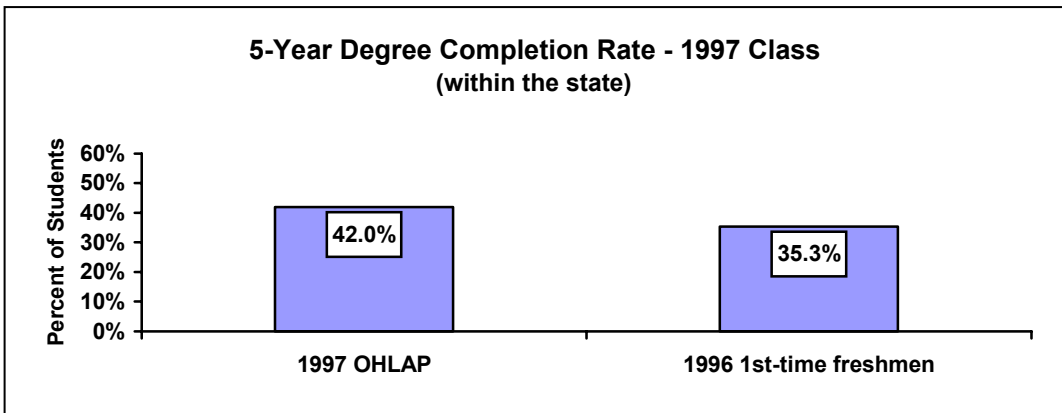


X. Six-year Degree Completion Rate (includes baccalaureate and associate degrees):



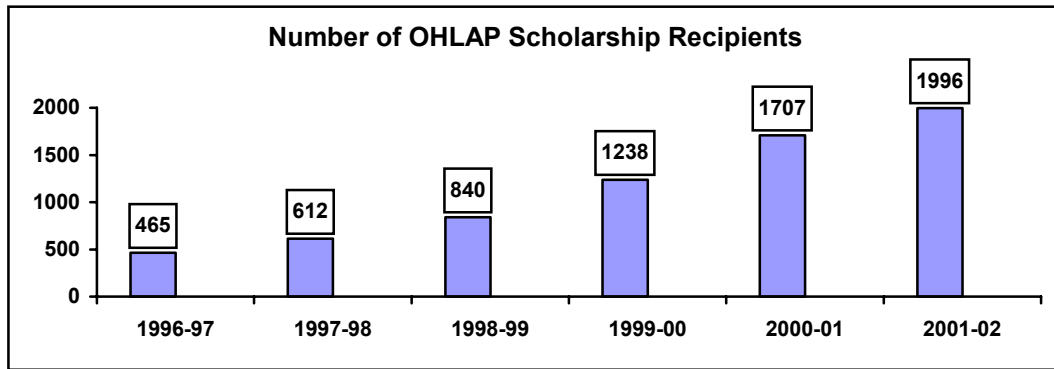
*15 OHLAP students from the 1996 class still have remaining scholarship eligibility

XI. Five-Year Degree Completion Rate (includes baccalaureate and associate degrees):

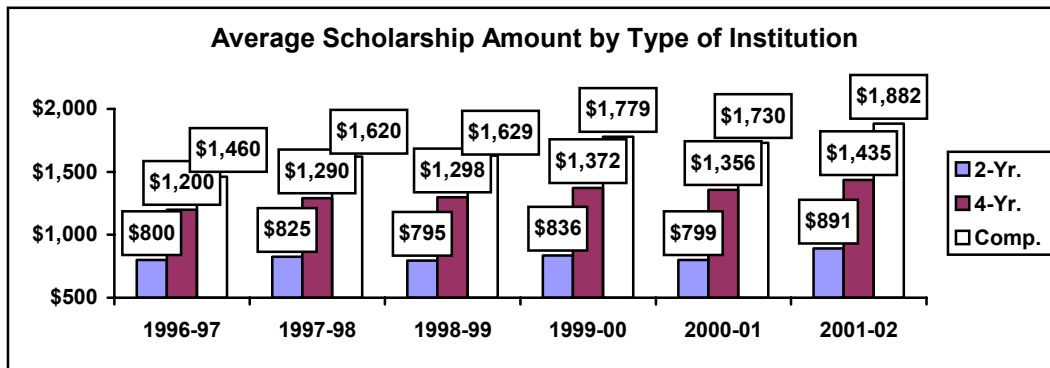


*28 OHLAP students still have remaining scholarship eligibility; in addition, some students are scheduled to complete degrees after their 5 years of eligibility.

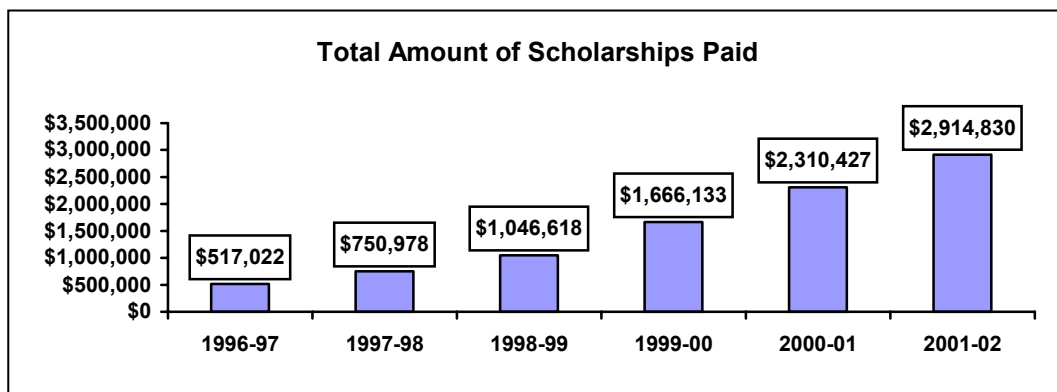
XII. Number of Scholarship Recipients:



XIII. Average Scholarship Amount:



XIV. Total Amount of Scholarships Paid:



XV. **Demographic Data** on 2002 OHLAP High School Graduates (1,594 students)

Gender	2002 OHLAP <u>Grads</u>	All '01-02 OK High School <u>Seniors</u>
Female:.....	64.0%	49.6%
Male:.....	36.0%	50.4%

Ethnicity	2002 OHLAP <u>Grads</u>	All '01-02 OK High School <u>Seniors</u>
Black/African American	9.2%	8.4%
American Indian/Alaska Native.....	14.9%	16.3%
Asian	2.6%	1.7%
Hispanic/Latino.....	5.3%	4.2%
White.....	64.1%	69.4%
Not Specified.....	3.8%	na
Total	100.0%	100.0%

Geographic Distribution Of Eligible OHLAP Students	2002 OHLAP <u>Graduates</u>	2002 Oklahoma <u>Seniors</u>
5 Most Populous Counties*	25.2%	44.8%
72 Remaining Counties.....	74.8%	55.2%

*Oklahoma, Tulsa, Cleveland, Canadian, and Comanche counties.

“OHLAP-Plus” Scholarships

In August 1999, the Oklahoma State Regents were awarded a five-year \$20.5 million federal grant through a new program named GEAR UP (Gaining Early Awareness for Undergraduate Programs). The goal of the program is to increase the number of low-income students who complete college degrees. A significant portion of the grant funding was designated for direct scholarship expenses. To build upon the existing success of OHLAP, the scholarships were targeted at OHLAP students with the greatest financial need.

Amount of the Scholarship: In 2001-02, the GEAR UP funds allowed an eligible OHLAP student to receive an additional award that doubled the amount of their regular OHLAP scholarship (hence the name OHLAP-Plus). For example, an OHLAP student who received a \$1,500 regular OHLAP scholarship could receive another \$1,500 OHLAP-Plus scholarship from the GEAR UP grant [Example: \$1,500 OHLAP + \$1,500 OHLAP-Plus = \$3,000].

Student Eligibility Requirements: To receive the OHLAP-Plus award in 2001-02, the student had to meet the following criteria:

- Received a regular OHLAP award
- Received a federal Pell grant award (which is need-based)
- Had remaining unmet need within their defined “cost of attendance”. For example, the OHLAP-Plus awards could substitute for student loans.

Highlights:

- Almost three-fourths (74%) of all OHLAP students received a Pell grant, but 6% of these received sufficient other aid to cover their cost of attendance and therefore were not eligible for the OHLAP-Plus scholarship.
- Over two-thirds (70%) of the OHLAP students received an OHLAP-Plus award—almost \$2.0 million was distributed to over 1,300 students.
- Pell-eligible OHLAP students attending higher cost institutions (comprehensive and regional public universities, private universities) were most likely to have unmet need and therefore also most likely to receive OHLAP-Plus scholarships. Nearly 100% of Pell-eligible OHLAP students at the public comprehensive universities and private universities received OHLAP-Plus; over 90% of those at public regional universities received the scholarship. Around 87% of Pell-eligible OHLAP students at public two-year colleges received OHLAP-Plus.

**Oklahoma Higher Learning Access Program
2001-2002 Scholarships**

Institution	Fall 2001		Spring 2002		Summer 2002	
	\$ Amount	# of Students	\$ Amount	# of Students	\$ Amount	# of Students
Oklahoma State Univ.	\$315,665.28	329	\$294,433.03	311	\$32,519.35	91
Univ. of Oklahoma/OUHSC	\$256,619.55	277	\$248,635.10	268	\$23,360.60	76
Subtotal	\$572,284.83	606	\$543,068.13	579	\$55,879.95	167
Cameron University	\$31,571.30	43	\$31,735.60	47	\$4,371.00	16
East Central Univ.	\$74,030.90	108	\$70,745.26	98	\$8,164.20	32
Langston University	\$17,172.65	23	\$15,594.75	21	\$2,161.75	6
Northeastern State Univ.	\$75,668.85	104	\$71,480.75	95	\$6,353.05	25
Northwestern Okla. State Univ.	\$39,750.80	58	\$35,521.60	52	\$4,086.50	18
Okla. Panhandle State Univ.	\$3,847.20	5	\$3,909.41	5	\$428.00	2
Rogers State Univ.	\$17,469.00	26	\$15,007.30	24	\$3,573.10	14
Southeastern Okla State Univ.	\$40,862.20	55	\$38,528.50	52	\$7,001.50	27
Southwestern Okla State Univ.	\$99,900.80	133	\$91,238.50	120	\$10,117.30	35
SWOSU-Sayre	\$17,776.80	24	\$14,393.20	21	\$2,882.00	9
Univ. of Central Oklahoma	\$97,264.60	141	\$96,746.80	138	\$17,139.30	51
Univ. of Science and Arts of Okla.	\$18,144.00	26	\$14,190.90	20	\$3,686.70	6
Subtotal	\$533,459.10	746	\$499,092.57	693	\$69,964.40	241
Carl Albert State College	\$16,455.10	29	\$11,330.20	22	\$1,920.80	9
Connors State College	\$8,121.70	16	\$9,077.10	16	\$0.00	0
Eastern Oklahoma State College	\$17,163.40	34	\$15,795.20	32	\$0.00	0
Murray State College	\$6,841.10	13	\$5,324.60	12	\$1,213.20	6
Northeastern Oklahoma A&M Coll.	\$7,248.50	15	\$6,745.30	15	\$808.80	4
Northern Oklahoma College	\$15,165.00	33	\$13,345.20	28	\$1,044.70	7
Oklahoma City Community College	\$16,378.20	43	\$14,425.80	40	\$3,552.60	20
Redlands Community College	\$10,278.50	24	\$8,526.20	19	\$438.10	3
Rose State College	\$16,074.90	35	\$14,356.20	35	\$2,898.20	19
Seminole State College	\$10,851.40	23	\$10,110.00	21	\$943.60	3
Tulsa Community College	\$25,834.20	67	\$25,376.40	66	\$2,941.20	14
Western Oklahoma State College	\$12,469.00	28	\$9,317.60	22	\$2,527.50	11
Subtotal	\$162,881.00	360	\$143,729.80	328	\$18,288.70	96
OSU Tech - Oklahoma City	\$22,066.45	32	\$14,086.40	27	\$3,952.20	16
OSU Tech - Okmulgee	\$14,303.20	30	\$17,549.65	27	\$12,891.70	21
Subtotal	\$36,369.65	62	\$31,636.05	54	\$16,843.90	37
Ardmore Higher Educ. Center	\$6,398.00	11	\$4,798.50	10	\$1,597.95	5
Subtotal	\$6,398.00	11	\$4,798.50	10	\$1,597.95	5
American Christian Coll & Sem.	na	na	\$953.10	1	\$0.00	0
Bacone College	\$5,559.75	7	\$4,924.35	6	\$0.00	0
Hillsdale Free Will Baptist College	\$4,553.70	6	\$4,236.00	5	\$0.00	0
Oklahoma Baptist University	\$21,285.90	27	\$18,479.55	23	\$0.00	0
Oklahoma Christian University	\$5,612.70	7	\$5,665.65	7	\$0.00	0
Oklahoma City University	\$15,249.60	19	\$14,296.50	18	\$635.40	1
Okla. Wesleyan University	\$3,177.00	4	\$2,329.80	3	\$0.00	0
Oral Roberts University	\$9,292.71	11	\$8,948.55	11	\$1,164.90	3
Platt College	\$674.00	1	\$674.00	1	\$674.00	1
Southern Nazarene University	\$9,583.95	12	\$9,054.45	11	\$0.00	0
Spartan College of Aeronautics	\$0.00	0	\$0.00	0	\$1,550.00	1
St. Gregory's University	\$9,054.45	11	\$6,354.00	8	\$0.00	0
SW Coll. Of Christian Ministries	\$1,747.35	2	\$1,694.40	2	\$0.00	0
University of Tulsa	\$19,411.20	20	\$22,107.20	21	\$3,033.00	6
Subtotal	\$105,202.31	127	\$99,717.55	117	\$7,057.30	12
Caddo Kiowa Tech Ctr	\$505.50	1	\$1,516.50	3	\$1,011.00	2
Gordon Cooper Tech Ctr	\$303.30	1	na	na	\$0.00	0
Kiamichi TC - McAlester	\$1,011.00	2	\$1,011.00	2	\$0.00	0
Moore-Norman Tech Ctr	\$303.30	1	\$303.30	1	\$505.50	1
Subtotal	\$2,123.10	5	\$2,830.80	6	\$1,516.50	3
Totals	\$1,418,717.99	1917	\$1,324,873.40	1787	\$171,148.70	561

OHLAP
**“State Champion”
 High Schools**

(most OHLAP graduates; number shown in parentheses)

<u>Class</u>	<u>2002 Graduates</u>	<u>7-Yr Total ('96-'02)</u>
B Champs Runner-Up	Washita Heights (10) Leedey (7)	Mt. View-Gotebo (33) Leedey (26)
A Champs Runner-Up	Coyle, Laverne & Sentinel (9) Ringling (8)	Timberlake (30) Buffalo (29)
2A Champs Runner-Up	Hollis & Sayre (11) Cordell & Yale (9)	Sayre (64) Hollis (46)
3A Champs Runner-Up	Pawhuska (14) Fairview (13)	Fairview (61) Valliant (30)
4A Champs Runner-Up	Anadarko (15) Broken Bow (13)	Locust Grove (60) Anadarko (54)
5A Champs Runner-Up	Woodward (23) Shawnee (22)	McAlester (72) Western Heights (63)
6A Champs Runner-Up	Tahlequah (30) BT Washington, Tulsa (19)	BT Washington, Tulsa (55) Tahlequah (52)

As of 11/2002

OHLAP Students - by County and High School

County/High School	Graduates							County/High School	Graduates						
	'96	'97	'98	'99	'00	'01	'02		'96	'97	'98	'99	'00	'01	'02
Adair County								Caddo County (cont.)							
WATTS HS	0	0	0	0	0	0	0	HINTON HS	0	0	1	0	1	0	2
WESTVILLE HS	0	3	0	0	1	1	3	FT COBB-BROXTON HS	0	0	1	0	2	3	4
STILWELL HS	6	2	3	6	2	5	8	BINGER-ONEY HS	3	0	0	0	2	1	2
CAVE SPGS HS	1	0	0	0	1	1	0	Canadian County							
COOKSON HILLS CHRISTIAN	0	0	2	1	2	2	5	PIEDMONT HS	0	0	0	0	0	1	0
Alfalfa County								YUKON HS	0	0	0	0	1	3	8
BURLINGTON HS	1	3	0	2	2	1	1	EL RENO HS	6	1	4	2	1	5	7
CHEROKEE HS	0	0	0	0	1	0	2	UNION CITY HS	1	1	0	1	1	0	1
TIMBERLAKE HS	3	1	4	5	10	4	3	MUSTANG HS	0	1	0	3	2	5	7
Atoka County								CALUMET HS	0	0	0	0	2	0	2
STRINGTOWN HS	0	0	2	3	4	0	2	SW COVENANT CHRISTIAN	0	0	0	0	0	0	0
ATOKA HS	3	2	0	2	1	6	8	Carter County							
TUSHKA HS	9	5	1	4	0	1	6	ARDMORE HS	1	2	0	2	8	6	10
CANEY HS	0	1	0	0	0	0	2	SPRINGER HS	0	0	0	0	0	0	1
Beaver County								PLAINVIEW HS - ARDMORE	1	0	1	4	1	1	3
BEAVER HS	0	0	0	0	0	0	0	LONE GROVE HS	12	1	3	9	2	1	3
BALKO HS	0	0	0	0	0	0	0	WILSON HS - WILSON	0	0	3	1	1	0	2
FORGAN HS	2	2	0	0	0	0	0	HEALDTON HS	0	0	0	0	1	0	3
TURPIN HS	2	0	2	1	1	0	1	FOX HS	0	0	0	1	0	0	3
Beckham County								DICKSON HS	1	0	0	0	1	1	6
MERRITT HS	0	0	0	0	0	1	6	BEAVERS ADVENTIST	0	0	0	0	0	0	0
ELK CITY HS	0	0	0	6	1	5	3	Cherokee County							
SAYRE HS	8	2	3	10	21	9	11	SEQUOYAH HS - TAHLEQUAH	0	0	0	0	2	2	3
CARTER HS	0	0	0	0	3	1	0	KEYS HS	0	0	0	0	0	0	0
ERICK HS	0	0	2	3	3	4	1	HULBERT HS	0	0	0	1	0	1	3
Blaine County								TAHLEQUAH HS	0	1	1	5	8	7	30
OKEENE HS	3	0	0	3	2	2	5	TAHLEQUAH ALT.	0	0	0	0	0	0	0
WATONGA HS	4	2	3	3	8	4	2	Choctaw County							
GEARY HS	5	0	0	0	1	0	2	BOSWELL SR HS	0	0	0	0	0	1	5
CANTON SR HS	0	2	1	2	0	3	2	FT TOWSON HS	1	0	0	0	3	0	3
Bryan County								SOPER HS	0	0	0	0	0	0	2
SILO HS	0	0	0	0	0	1	2	HUGO HS	4	2	1	0	2	4	7
ROCK CREEK HS	0	1	1	0	1	1	5	GOODLAND CHRISTIAN	0	0	0	0	0	0	0
ACHILLE HS	0	0	0	0	0	0	4	Cimaron County							
COLBERT HS	0	1	1	1	2	2	3	BOISE CITY HS	2	0	2	2	1	0	3
CADDO HS	0	0	0	0	1	3	0	FELT HS	1	0	1	0	1	0	2
BENNINGTON SR HS	4	0	0	0	1	2	1	KEYES HS	0	0	0	0	0	0	0
CALERA HS	0	0	0	0	1	0	6	Cleveland County							
DURANT HS	4	1	3	4	6	3	10	MOORE HS	0	1	1	3	5	5	13
VICTORY LIFE ACADEMY	0	0	0	0	0	0	0	WESTMOORE HS	2	0	0	3	2	4	6
Caddo County								NORMAN HS	2	1	2	1	7	10	14
RIVERSIDE INDIAN SCHL	0	0	0	0	0	0	1	NORMAN HS NORTH	0	0	0	1	2	1	7
HYDRO HS	0	0	0	0	0	0	0	NOBLE HS	3	0	1	4	2	3	8
HYDRO-EAKLY HS	0	0	0	0	0	2	3	LEXINGTON HS	0	1	0	0	0	1	3
LOOKEBA-SICKLES HS	0	1	0	1	3	2	1	LITTLE AXE HS	1	0	0	0	1	2	1
ANADARKO HS	4	0	5	7	11	12	15	COMMUNITY CHRISTIAN	0	0	0	0	0	0	0
CARNEGIE HS	2	0	4	4	5	3	7	Coal County							
BOONE-APACHE HS	1	0	0	5	5	5	8	COALGATE HS	0	0	0	1	1	0	6
CYRIL HS	0	0	0	0	2	2	0	TUPELO HS	0	0	2	0	1	0	2
GRACEMONT HS	0	0	0	0	0	0	0	OLNEY HS	1	0	0	2	1	0	0
EAKLY HS	0	0	0	3	0	0	0								
CEMENT HS	0	0	0	0	0	1	4								

County/High School	Graduates						
	'96	'97	'98	'99	'00	'01	'02
Comanche County							
CACHE SR HS	1	1	1	0	1	2	1
INDIAHOMA HS	0	0	0	1	0	0	1
STERLING HS	0	0	0	0	0	0	5
GERONIMO HS	0	0	0	0	0	1	3
EISENHOWER HS	2	2	3	4	3	3	6
LAWTON HS	0	0	2	2	10	9	15
MAC ARTHUR HS	1	1	3	9	1	4	2
TAFT ALT. ACADEMY	0	0	0	0	0	0	0
FLETCHER HS	0	0	1	0	2	0	3
ELGIN HS	0	0	0	2	0	0	2
CHATTANOOGA HS	0	0	0	0	0	0	2
LAWTON CHRISTIAN SCHL	0	0	0	0	0	0	0
Cotton County							
WALTERS HS	2	0	0	0	2	2	4
TEMPLE HS	0	0	0	0	0	0	1
BIG PASTURE HS	0	0	0	0	0	0	0
Craig County							
WHITE OAK HS	0	0	1	0	1	0	1
KETCHUM HS	0	0	1	1	7	4	5
WELCH HS	0	1	0	0	1	0	0
BLUEJACKET HS	1	0	0	0	0	0	0
VINITA HS	0	0	0	1	4	1	2
Creek County							
BRISTOW HS	7	1	3	6	5	5	9
MANNFORD HS	3	4	2	7	5	3	7
MOUNDS HS	1	0	0	1	5	1	0
OLIVE HS	0	1	0	4	0	5	4
KIEFER HS	0	0	2	0	0	0	0
OILTON HS	0	0	0	0	0	0	0
DEPEW HS	1	4	2	7	6	2	5
KELLYVILLE HS	0	0	0	0	1	0	2
SAPULPA HS	0	0	1	2	1	3	9
DRUMRIGHT HS	0	0	0	1	0	1	3
Custer County							
CARNEGIE HS	0	0	0	0	0	0	0
ARAPAHO HS	0	0	1	0	2	2	1
THOMAS HS	0	0	0	1	1	6	5
WEATHERFORD HS	3	2	5	1	4	4	2
BUTLER HS	2	1	0	1	2	1	1
CLINTON HS	0	0	1	0	1	2	8
Delaware County							
JAY HS	1	0	0	1	1	0	5
GROVE HS	9	5	1	1	3	6	2
KANSAS HS	0	1	1	1	0	2	6
COLCORD HS	2	0	0	3	2	3	3
OAKS MISSION HS	1	0	0	0	0	1	1
Dewey County							
VICI HS	5	3	0	0	0	0	0
SEILING HS	0	1	2	2	5	2	0
TALOGA HS	0	0	0	0	0	0	2
Ellis County							
FARGO HS	0	1	1	1	2	1	0
ARNETT HS	2	0	1	1	3	2	1
GAGE HS	3	1	1	0	0	0	1
SHATTUCK HS	0	0	0	2	7	0	3

County/High School	Graduates						
	'96	'97	'98	'99	'00	'01	'02
Garfield County							
WAUKOMIS HS	0	0	0	0	0	0	1
KREMLIN HS	0	0	0	0	3	0	0
CHISHOLM HS	2	1	1	1	1	1	0
GARBER HS	0	0	0	2	1	0	1
PIONEER-PLEASANT VALE HS	0	1	2	6	1	4	7
ENID HS	8	3	2	6	8	10	11
LINCOLN ALT.	0	0	0	0	0	0	0
DRUMMOND HS	0	0	0	2	0	0	0
COVINGTON-DOUGLAS HS	1	2	1	0	1	2	2
OKLA BIBLE ACADEMY	0	0	0	0	2	1	0
Garvin County							
STRATFORD HS	0	0	1	0	3	4	5
PAOLI HS	0	1	0	0	0	5	2
MAYSVILLE HS	0	0	0	1	3	3	3
LINDSAY HS	1	1	2	0	0	1	0
PAULS VALLEY HS	3	1	3	1	3	2	9
WYNNEWOOD HS	1	1	1	2	2	6	5
ELMORE CITY HS	0	1	2	0	1	1	1
Grady County							
CHICKASHA HS	4	0	0	4	2	3	5
MINCO HS	0	0	0	1	2	4	3
NINNEKAH HS	0	1	0	0	0	0	0
ALEX HS	0	0	1	0	0	3	2
RUSH SPRINGS HS	0	0	1	1	1	2	4
BRIDGE CREEK HS	1	0	0	0	0	0	2
TUTTLE HS	0	0	0	3	0	0	0
VERDEN HS	0	0	1	0	0	1	0
AMBER-POCASSET HS	0	0	0	0	0	0	4
Grant County							
WAKITA HS	0	0	0	1	1	2	4
MEDFORD HS	0	0	1	0	0	4	4
POND CREEK-HUNTER HS	0	0	1	1	1	2	4
DEER CREEK-LAMONT HS	0	0	0	2	1	0	0
Greer County							
MANGUM HS	4	0	0	0	0	2	7
GRANITE HS	2	0	0	3	2	3	0
Harmon County							
HOLLIS HS	9	5	2	4	8	7	12
Harper County							
LAVERNE HS	0	1	0	4	1	2	9
BUFFALO HS	3	0	7	2	7	3	7
Haskell County							
KINTA HS	0	0	0	0	1	0	1
STIGLER HS	3	0	0	0	1	2	4
MC CURTAIN HS	1	0	0	1	0	1	3
KEOTA HS	3	0	0	0	4	1	2
Hughes County							
MOSS HS	3	0	3	6	2	0	0
WETUMKA HS	0	0	1	0	2	0	2
DUSTIN HS	3	2	0	0	0	0	0
HOLDENVILLE HS	0	0	0	0	7	4	11
CALVIN HS	0	1	0	2	3	4	3
STUART HS	6	3	0	2	1	2	1

County/High School	Graduates						
	'96	'97	'98	'99	'00	'01	'02
Jackson County							
NAVAJO HS	4	1	2	0	0	1	1
DUKE HS	0	1	0	0	0	0	1
ALTUS HS	3	0	1	1	4	3	11
ELDORADO HS	0	0	0	0	0	0	2
OLUSTEE HS	0	0	0	0	0	0	5
BLAIR HS	0	0	0	1	0	0	2
Jefferson County							
RYAN HS	0	0	0	2	1	0	2
RINGLING HS	1	0	2	3	3	2	8
WAURIKA HS	0	0	1	1	3	2	6
Johnston County							
MILL CREEK HS	0	0	0	1	1	0	0
TISHOMINGO HS	0	0	1	1	2	1	2
MILBURN HS	0	0	0	0	0	0	6
COLEMAN HS	0	0	0	0	0	0	0
WAPANUCKA HS	0	0	0	0	0	1	2
Kay County							
BRAMAN HS	0	0	0	1	0	0	1
NEWKIRK SR HS	3	0	0	0	3	1	5
BLACKWELL HS	0	0	1	6	1	3	9
PONCA CITY HS	1	1	1	4	2	3	10
TONKAWA HS	0	0	1	0	1	2	3
Kingfisher County							
DOVER HS	0	0	0	0	0	1	1
LOMEGA HS	1	0	1	3	3	3	4
KINGFISHER HS	2	0	4	2	2	3	5
HENNESSEY HS	1	0	1	0	0	2	0
CASHION HS	0	0	1	1	1	0	0
OKARCHE HS	0	0	0	1	0	0	0
Kiowa County							
HOBART HS	4	1	1	5	4	4	5
LONE WOLF HS	0	0	0	0	1	0	1
MTN VIEW-GOTEBO HS	4	5	3	6	9	3	3
SNYDER HS	1	1	0	1	0	1	4
Latimer County							
WILBURTON HS	0	0	0	0	0	0	3
RED OAK HS	0	0	0	1	0	0	0
BUFFALO VALLEY H S	0	0	0	2	1	2	1
PANOLA HS	0	0	0	0	2	0	1
LeFlore County							
SPIRO HS	2	0	2	0	1	1	4
HEAVENER HS	0	0	0	0	0	0	3
POCOLA HS	1	0	0	0	1	0	1
LE FLORE HS	5	5	0	2	0	0	1
CAMERON HS	0	0	1	0	3	3	2
PANAMA SR HS	0	0	1	0	0	0	0
BOKOSHE HS	1	0	4	3	1	1	0
POTEAU HS	0	0	0	0	2	1	1
WISTER HS	3	0	0	1	0	1	2
TALIHINA HS	0	0	0	1	2	1	1
WHITESBORO HS	0	0	0	0	2	0	0
HOWE HS	0	0	0	0	0	0	3
ARKOMA HS	0	0	1	1	1	1	0

County/High School	Graduates						
	'96	'97	'98	'99	'00	'01	'02
Lincoln County							
CHANDLER HS	2	0	2	2	3	0	2
DAVENPORT HS	0	2	1	4	2	1	2
WELLSTON HS	0	0	0	0	0	1	0
STROUD HS	1	0	0	1	0	8	3
MEEKER HS	6	3	4	4	3	2	3
PRAGUE SR HS	0	0	0	0	2	0	1
CARNEY HS	1	1	2	0	1	0	2
AGRA HS	4	0	1	0	0	0	2
Logan County							
GUTHRIE HS	1	2	3	0	1	0	1
CRESCENT MID & SR HS	0	0	0	1	0	2	0
MULHALL-ORLANDO HS	1	0	1	2	1	1	0
COYLE HS	1	3	0	0	1	2	9
Love County							
THACKERVILLE HS	2	0	0	0	0	0	0
TURNER HS	0	0	0	2	2	0	2
MARIETTA HS	0	3	1	1	3	0	0
Major County							
RINGWOOD HS	0	1	0	0	1	0	1
ALINE-CLEO SPGS HS	0	0	2	5	3	5	1
FAIRVIEW HS	5	8	7	15	8	5	13
CIMARRON HS	1	3	2	2	2	1	1
Marshall County							
MADILL HS	1	1	0	2	1	4	4
KINGSTON HS	0	0	0	0	0	0	1
Mayes County							
PRYOR HS	6	2	0	6	4	4	2
ADAIR HS	4	1	0	0	2	2	7
SALINA HS	1	1	0	3	2	0	1
LOCUST GROVE H S	6	7	5	10	14	10	8
CHOUTEAU HS	0	0	1	1	4	0	2
BRADFORD CHRISTIAN	0	0	0	0	1	1	0
McClain County							
NEWCASTLE HS	4	0	1	1	0	0	2
DIBBLE HS	0	0	0	0	1	1	1
WASHINGTON HS	5	1	0	1	0	2	0
WAYNE HS	0	0	0	0	1	2	7
PURCELL HS	2	1	0	1	4	2	2
BLANCHARD HS	0	0	0	2	1	5	4
MEMORIAL CHRISTIAN	0	0	0	0	0	0	0
McCurtain County							
IDABEL HS	1	0	6	4	0	3	8
HAWORTH HS	1	0	0	0	0	1	7
VALLIANT HS	3	0	4	5	2	9	7
EAGLETOWN HS	0	0	1	2	2	0	1
SMITHVILLE HS	0	0	0	1	0	0	3
WRIGHT CITY H S	3	1	1	0	1	1	1
BATTIEST HS	0	1	0	1	0	0	5
BROKEN BOW HS	2	2	1	3	5	3	13
McIntosh County							
EUFAULA HS	0	0	0	1	5	11	11
CHECOTAH HS	4	0	0	2	2	2	3
MIDWAY HS	0	0	0	0	0	1	0
HANNA HS	0	1	1	3	0	1	3

County/High School	Graduates						
	'96	'97	'98	'99	'00	'01	'02
Murray County							
OKLA SCH FOR DEAF	0	0	1	0	0	1	0
SULPHUR HS	4	6	2	3	5	3	8
DAVIS HS	2	0	0	1	1	2	4
Muskogee County							
PARKVIEW-OK SCH FOR	0	0	0	0	0	0	0
HASKELL HS	1	0	0	0	1	0	0
FT GIBSON HS	4	1	2	0	4	0	2
BOYNTON HS	0	0	1	0	0	0	0
WEBBERS FALLS HS	0	1	0	0	1	2	3
OKTAHA HS	2	0	0	0	0	0	2
MUSKOGEE HS	1	2	0	1	3	5	8
HILLDALE HS	0	0	0	0	1	0	2
BRAGGS HS	0	0	2	0	0	0	0
WARNER HS	0	0	0	0	0	0	7
PORUM HS	0	0	0	0	0	0	0
BOULEVARD CHRISTIAN	0	0	0	0	0	0	0
Noble County							
PERRY HS	2	1	0	0	1	2	0
BILLINGS HS	0	0	0	0	0	0	1
FRONTIER HS	0	0	0	1	0	0	1
MORRISON HS	1	1	1	1	2	1	0
Nowata County							
OKLAHOMA UNION HS	0	0	0	0	1	1	2
NOWATA HS	1	0	0	1	1	0	2
S COFFEYVILLE HS	0	0	0	0	0	0	0
Okfuskee County							
MASON HS	1	0	0	0	0	0	4
BOLEY HS	0	0	0	1	1	1	1
PADEN HS	1	0	0	3	3	1	1
OKEMAH HS	1	1	1	1	0	4	1
WELEETKA HS	0	0	0	0	0	1	0
GRAHAM HS	1	0	0	0	0	0	0
Oklahoma County							
PUTNAM CITY HS	2	0	6	2	5	6	6
PUTNAM CITY NORTH HS	0	0	0	0	1	0	5
PUTNAM CITY WEST HS	2	0	3	4	7	4	5
PUTNAM CITY ACADEMY	0	0	0	0	0	0	1
LUTHER HS	1	0	0	0	1	1	0
CHOCTAW HS	8	0	1	1	1	0	2
DEER CREEK HS	0	0	0	0	0	0	0
HARRAH HS	3	0	0	0	1	0	2
JONES HS	0	0	0	1	0	1	7
EDMOND MEMORIAL HS	0	0	0	0	1	1	2
EDMOND NORTH HS	0	0	1	0	1	2	9
EDMOND SANTA FE	0	0	0	0	2	1	4
BOULEVARD ACADEMY	0	0	0	0	0	0	0
MILLWOOD HS	2	0	1	0	5	2	6
WESTERN HGTS HS	6	2	5	15	9	10	16
CARL ALBERT HS	3	0	3	0	2	1	3
DEL CITY HS	7	2	0	5	6	3	10
MIDWEST CITY HS	6	1	1	2	4	3	13
CROOKED OAK HS	1	0	2	2	2	4	4
BETHANY HS	0	0	1	0	0	4	1
BELLE ISLE SECONDARY - HS	0	0	0	0	0	0	0
CESAR CHAVEZ ALT.	0	0	0	0	0	0	0

County/High School	Graduates						
	'96	'97	'98	'99	'00	'01	'02
Oklahoma County (cont.)							
CAPITOL HILL HS	5	0	0	0	0	1	15
CLASSEN HS/ADV. STUDENTS	0	2	2	3	5	4	10
DOUGLASS HS	4	0	4	3	1	3	7
EMERSON ALT. ED. CTR.	0	0	0	1	0	1	1
SAVE ACADEMY	0	0	0	0	0	0	0
U. S. GRANT HS	2	0	4	5	11	8	8
JOHN MARSHALL HS	6	1	0	3	4	10	5
NORTHEAST ACAD. OF	2	0	1	2	3	11	9
NORTHWEST CLASSEN HS	4	0	0	3	13	10	13
SOUTHEAST HS	1	1	4	8	4	11	19
STAR SPENCER HS	2	0	0	0	1	1	8
ASTEC	0	0	0	0	0	0	0
PATHWAYS MIDDLE COLLEGE	0	0	0	0	0	0	0
INDEPENDENCE CHARTER	0	0	0	0	0	0	0
JUSTICE AW SEEWORTH	0	0	0	0	0	0	0
ASTEC CHARTER MS	0	0	0	0	0	0	0
DOVE SCIENCE ACAD - OKC	0	0	0	0	0	0	0
JOHN WESLEY	0	0	0	0	0	0	0
SANTA FE SOUTH	0	0	0	0	0	0	0
KINGSPARK BAPTIST	0	0	0	0	0	0	0
CASADY SCHL	0	0	0	0	0	0	0
HERITAGE HALL	0	0	0	0	0	0	0
HERITAGE HALL UPPER SCH	0	0	0	0	0	0	0
MT ST MARYS HS	0	0	0	0	2	0	2
BISHOP MC GUINNESS	0	0	0	0	0	1	0
CHRISTIAN HERITAGE	0	0	0	0	0	0	0
GRACE CHRISTIAN ACADEMY	0	0	0	0	0	0	0
OKLAHOMA CHRISTIAN	0	0	0	0	0	0	0
OKLAHOMA CHRISTIAN	0	0	0	0	0	0	0
MID-DEL CHRISTIAN	0	0	0	0	0	0	0
LIFE CHRISTIAN ACADEMY	0	0	0	0	0	0	0
HARVEST CHRISTIAN SCHL	0	0	0	0	0	0	0
OKLA SCHL OF SCIENCE &	4	4	1	3	0	2	5
Okmulgee County							
OKMULGEE HS	9	1	0	3	5	9	8
HENRYETTA HS	0	0	0	0	0	0	1
MORRIS HS	2	0	0	0	1	3	2
BEGGS HS	3	1	0	0	0	1	7
PRESTON HS	1	3	1	4	5	2	6
SCHULTER HS	0	0	0	0	0	0	0
WILSON HS - HENRYETTA	2	1	1	1	0	1	0
DEWAR HS	0	1	0	0	0	0	1
Osage County							
PAWHUSKA HS	1	2	2	3	3	2	14
SHIDLER HS	1	0	0	1	3	1	1
BARNSDALL HS	0	1	0	1	0	0	1
WYNONA HS	0	0	0	1	0	0	0
HOMINY HS	2	1	0	1	2	0	0
PRUE HS	1	0	0	0	1	2	1
WOODLAND HS	4	1	0	1	0	0	7

County/High School	Graduates						
	'96	'97	'98	'99	'00	'01	'02
Ottawa County							
WYANDOTTE HS	1	1	1	0	2	0	3
QUAPAW HS	0	0	0	0	0	1	0
PICHER-CARDIN HS	0	1	1	2	2	1	1
COMMERCE HS	0	1	0	2	0	2	1
MIAMI HS	1	0	0	1	2	3	1
AFTON HS	1	0	1	1	3	2	3
FAIRLAND HS	5	1	0	0	0	0	1
Pawnee County							
PAWNEE HS	6	1	0	0	2	1	0
CLEVELAND HS	3	0	1	2	7	1	3
Payne County							
RIPLEY HS	3	0	0	3	3	3	3
STILLWATER HS	2	3	0	6	4	4	15
LINCOLN ALT.	0	0	0	0	0	0	1
PERKINS-TRYON HS	1	0	1	4	3	3	6
CUSHING HS	1	0	2	0	0	1	2
GLENCOE HS	0	0	0	0	1	0	0
YALE HS	0	2	2	0	0	1	9
Pittsburg County							
HARTSHORNE HS	1	1	1	1	0	4	5
CANADIAN HS	0	0	0	1	2	3	5
HAILEYVILLE HS	0	0	0	2	0	0	3
KIOWA HS	2	1	0	0	0	1	0
QUINTON HS	1	2	0	1	1	4	2
INDIANOLA HS	0	1	0	1	1	0	1
CROWDER HS	2	0	4	2	5	2	2
SAVANNA HS	0	0	0	0	1	0	0
PITTSBURG HS	0	0	0	0	1	0	0
MC ALESTER HS	8	11	4	13	8	18	10
KEY ACADEMY	0	0	0	0	0	0	0
Ponotoc County							
ALLEN HS	0	0	1	1	0	4	6
VANOSS HS	1	0	0	0	0	0	1
BYNG HS	6	0	4	0	2	2	9
ADA HS	2	2	0	0	4	1	3
MC LISH HS	0	0	0	0	0	2	3
LATTA HS	2	1	1	1	5	2	2
STONEWALL HS	0	0	1	1	1	0	2
ROFF HS	0	0	1	3	3	1	3
Pottawatomie County							
MC LOUD HS	1	1	1	0	1	2	2
DALE HS	0	0	1	0	1	1	0
BETHEL HS	0	0	1	0	0	0	2
MACOMB HS	0	2	0	3	0	4	4
EARLSBORO HS	0	0	1	0	2	1	3
TECUMSEH HS	0	0	0	0	1	4	3
SHAWNEE HS	6	1	5	5	3	6	22
SHAWNEE ALT HS	0	0	0	0	0	1	0
ASHER HS	0	3	5	1	0	1	1
WANETTE HS	2	0	2	0	1	0	1
MAUD SR HS	1	1	0	0	0	2	3
LIBERTY ACADEMY	0	0	0	0	0	0	0

County/High School	Graduates						
	'96	'97	'98	'99	'00	'01	'02
Pushmataha County							
RATTAN HS	1	2	0	1	1	2	5
CLAYTON HS	3	0	1	1	0	4	4
ANTLERS HS	0	0	1	0	1	4	5
MOYERS HS	0	0	0	0	0	0	0
Roger Mills County							
LEEDEY HS	2	1	2	5	3	6	7
REYDON HS	0	0	0	0	2	0	1
CHEYENNE HS	1	0	2	0	1	1	2
SWEETWATER HS	0	0	0	0	1	1	1
HAMMON HS	0	0	1	0	4	2	2
Rogers County							
CLAREMORE HS	1	0	3	3	4	0	3
CATOOSA HS	0	1	0	1	1	0	0
CHELSEA HS	0	0	0	1	2	0	2
OOLOGAH-TALALA HS	0	0	0	0	2	0	4
INOLA HS	0	0	0	0	0	1	0
SEQUOYAH HS - CLAREMORE	0	0	0	2	0	0	1
FOYIL HS	0	0	0	0	0	1	1
VERDIGRIS HS	0	0	0	0	0	1	0
Seminole County							
SEMINOLE HS	2	2	2	0	1	3	5
WEWOKA HS	2	0	0	0	0	1	4
BOWLEGS HS	0	0	0	0	3	1	1
KONAWA HS	0	0	0	4	5	0	7
NEW LIMA HS	0	0	1	0	0	0	1
VARNUM HS	2	1	1	1	0	2	0
SASAKWA HS	0	0	0	0	0	0	0
STROTHER HS	3	0	0	1	0	1	3
BUTNER HS	2	0	0	1	2	0	2
Sequoyah County							
WEBBERS FALLS HS	0	0	0	0	0	1	0
SALLISAW HS	4	0	3	2	3	6	7
VIAN HS	0	0	0	0	0	4	5
MULDROW HS	3	0	0	0	0	4	7
GANS HS	0	0	0	0	0	0	2
ROLAND HS	1	0	0	1	2	0	2
GORE HS	0	0	0	1	3	5	5
CENTRAL HS-SALLISAW	0	0	0	0	0	1	1
Stephens County							
DUNCAN HS	1	0	1	2	0	1	3
COMANCHE HS	0	0	1	1	1	0	0
MARLOW HS	1	0	0	0	1	1	4
VELMA-ALMA HS	0	0	1	0	1	4	3
EMPIRE HS	0	0	0	0	2	4	4
CENTRAL HS-MARLOW	0	0	0	0	0	0	0
BRAY-DOYLE HS	2	0	0	2	2	3	3
Texas County							
YARBROUGH HS	0	0	0	0	0	0	0
GUYMON HS	1	0	0	1	1	0	1
HARDESTY HS	0	0	0	0	0	0	0
HOOKEE HS	1	1	2	1	1	0	4
TYRONE HS	0	1	1	0	0	0	0
GOODWELL HS	0	0	0	0	0	0	0
TEXHOMA HS	0	0	0	0	0	0	0

County/High School	Graduates						
	'96	'97	'98	'99	'00	'01	'02
Tillman County							
TIPTON HS	0	0	0	1	4	2	4
DAVIDSON HS	1	0	0	0	0	0	1
FREDERICK HS	0	0	0	1	2	0	1
GRANDFIELD HS	3	0	3	1	2	3	2
Tulsa County							
CENTRAL HS-TULSA	12	0	0	2	3	4	4
EAST CENTRAL HS	6	3	1	2	0	3	3
EDISON HS	6	0	2	1	3	2	5
NATHAN HALE HS	5	0	2	2	1	0	5
TULSA HS FOR SCIENCE &	2	0	1	1	0	4	10
MEMORIAL HS - TULSA	2	0	0	1	1	5	2
WILL ROGERS HS	4	0	0	0	3	1	4
B T WASHINGTON HS	3	1	3	4	9	16	19
WEBSTER HS	4	0	3	1	4	4	5
MARGARET HUDSON	0	0	0	0	0	0	0
PROJECT 12	0	0	0	0	0	0	0
FRANKLIN YOUTH ACADEMY	0	0	0	0	0	0	0
DOVE SCIENCE ACAD - TULSA	0	0	0	0	0	0	0
TULSA SCHL OF ARTS AND	0	0	0	0	0	0	0
CHARLES PAGE HS	2	0	1	1	2	2	8
SAND SPRINGS ALT.	0	0	0	0	0	0	0
BROKEN ARROW HS	2	0	0	0	3	1	3
MARGARET HUDSON	0	0	0	0	0	0	0
BIXBY HS	0	0	2	0	1	1	3
JENKS HS	7	0	3	0	1	6	4
COLLINSVILLE HS	3	0	0	0	0	1	0
SKIATOOK HS	8	0	1	2	0	2	2
SPERRY HS	3	1	0	0	0	0	2
UNION HS	2	2	1	0	0	6	1
BERRYHILL HS	3	1	0	2	4	2	6
OWASSO HS	1	0	0	1	1	1	3
GLENPOOL HS	2	2	2	3	4	4	3
LIBERTY HS - MOUNDS	0	0	1	0	2	0	1
PEACE ACADEMY	0	0	0	0	0	0	0
ST AUGUSTINE ACADEMY	0	0	0	0	0	0	0
ST MARYS	1	0	0	0	0	0	0
GRACE FELLOWSHIP	0	0	0	0	0	2	0
BISHOP KELLEY HS	0	0	2	0	1	0	2
CASCIA HALL HS	0	0	0	0	0	0	0
TOWN & COUNTRY HS	0	0	0	0	0	0	0
METRO CHRISTIAN ACAD	1	0	0	0	1	0	1
HOLLAND HALL SCHL	0	0	0	0	1	0	0
NEW ADVENTURES ACAD.	0	0	0	0	0	0	0
VICTORY CHRISTIAN HS	0	0	3	5	2	3	2
WRIGHT CHRISTIAN ACADEM	0	0	0	0	0	0	0
LINCOLN CHRISTIAN SCHL	0	0	0	0	0	0	0
OKLA JOB CORPS	0	0	0	0	0	0	0

County/High School	Graduates						
	'96	'97	'98	'99	'00	'01	'02
Wagoner County							
OKAY HS	4	0	0	0	1	0	2
COWETA HS	0	1	0	2	2	3	4
WAGONER HS	3	0	1	2	2	0	0
PORTER CONSOLIDATED	0	1	1	2	0	1	3
Washington County							
COPAN HS	0	0	0	0	0	0	1
DEWEY HS	0	0	0	0	0	2	2
CANEY VALLEY HS	0	0	0	1	3	1	2
BARTLESVILLE HS	6	3	5	2	2	8	6
AMERICAN CHRISTIAN SCHL	0	0	0	0	0	0	0
WESLEYAN CHRISTIAN ACAD	0	0	0	0	0	0	0
Washita County							
BLANCHE THOMAS HS	1	0	1	6	2	2	9
WASHITA HEIGHTS HS	1	0	0	3	0	1	10
BURNS FLAT-DILL CITY HS	1	1	0	7	7	5	4
CANUTE HS	0	0	0	0	0	1	4
CORDELL HS	4	0	0	4	3	2	9
CORN BIBLE ACADEMY HS	0	0	2	2	2	1	3
Woods County							
ALVA SR HS	1	0	1	0	3	1	5
WAYNOKA HS	0	0	0	1	0	1	1
FREEDOM HS	1	0	0	1	0	3	0
Woodward County							
WOODWARD HS	7	1	2	4	9	7	23
MOORELAND HS	0	0	0	0	1	0	3
SHARON-MUTUAL HS	0	0	0	0	0	0	1
FT SUPPLY HS	0	0	0	0	2	0	1

STATEWIDE	'96	'97	'98	'99	'00	'01	'02
OHLAP GRADUATES	637	257	370	631	826	886	1621

UPDATED 10/30/03