

Oklahoma Higher Learning Access Program (OHLAP)



1999-2000 Year-End Report

1999-2000 HIGHLIGHTS

- ★ **Legislation Raises Family Income Limit to \$50,000, Modifies Curriculum:** During the 2000 session, the Oklahoma Legislature approved HB 2728 which included an increase in the family income eligibility limit from \$32,000 to \$50,000. The increase is expected to double the number of students participating in OHLAP. The new income limit is effective for students enrolling in the 2000-2001 school year. The bill also modified slightly the program's required 17-unit core curriculum. Beginning in 2000-2001, students may substitute two units of computer technology for two units of foreign language.
- ★ **Enrollment Rate Increases 63%:** The 1999-2000 10th-grade class of OHLAP students totaled over 2,300, up from 1,400 the previous year. The higher enrollment rate is largely attributable to two factors: (1) the increase in the family income limit from \$24,000 in 1998-99 to \$32,000 in 1999-2000; and (2) assistance from a federal grant program named Gaining Early Awareness of Undergraduate Programs (GEAR UP) that funded five regional coordinators across the state. One responsibility of the coordinators is to promote awareness of OHLAP.
- ★ **Federal GEAR UP Grant Adds \$1 million in Scholarships:** In addition to providing regional staff that support OHLAP (in addition to many other responsibilities), GEAR UP grant monies funded "OHLAP-Plus" scholarships that provided over \$1 million in additional financial aid to OHLAP college students with the greatest financial need.
- ★ **First OHLAP Students Become College Seniors:** The very first class of OHLAP students, high school graduates of 1996, entered their 4th year of college. Most of these students have one year left of their five years of OHLAP scholarship eligibility.

REPORT CONTENTS

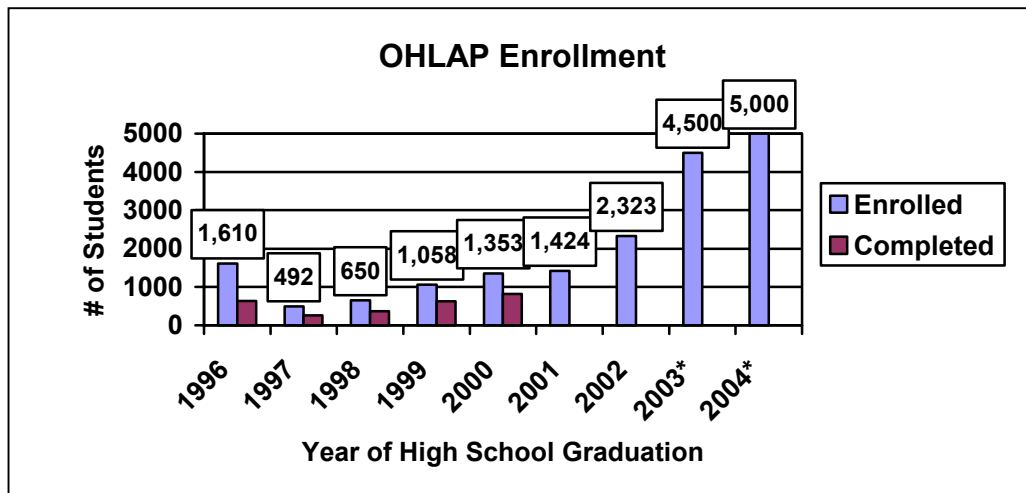
Page

I.	OHLAP Program Enrollment	3
II.	OHLAP High School Requirement Completion Rates	3
III.	High School Grade-Point-Averages	4
IV	ACT Test Scores	4
V.	College-Going Rate.....	4
VI.	Remediation Rates	5
VII.	College Grade-Point-Averages	5
VIII.	Full-Time College Enrollment	5
IX.	Persistence Rate to Second Year of College.....	6
X.	Persistence Rate to Third Year of College	6
XI.	Persistence Rate to Fourth Year of College.....	6
XII.	Total Number of Students Receiving Scholarships	7
XIII.	Average Scholarship Award.....	7
XIV.	Total \$ Amount of Scholarship Payments	7
XV.	Demographic Data.....	8
	“OHLAP-Plus” Scholarships.....	9
	Scholarship Payments Shown by Institution and Semester	10
	OHLAP “State Champion” High Schools	11
	OHLAP High School Graduates by County and High School.....	12-15

I. High School Students Enrolled in OHLAP:

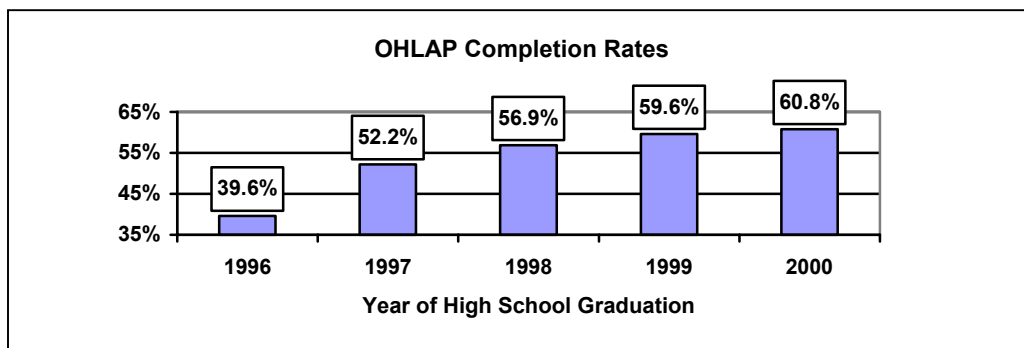
High School Graduation Year	Students Enrolled in OHLAP	Students Completing OHLAP	% of Students Completing OHLAP
1996	1,610	637	39.6%
1997	492	257	52.2%
1998	650	370	56.9%
1999	1,058	631	59.6%
2000	1,353	822	60.8%
2001	1,424		
2002	2,323		
2003*	1,067	*	
2004*	650	*	
Total Enrollment	10,627	2717	

*The class of 2003 (9th grade) and 2004 (8th grade) are still open to enrollment in the 2000-2001 school year.

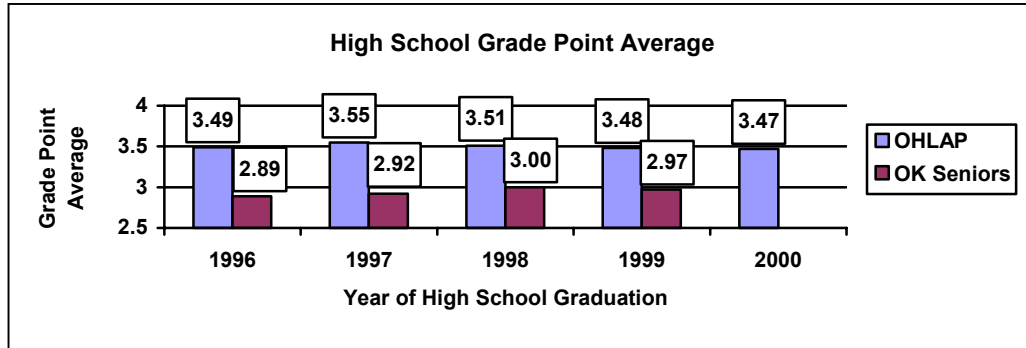


*projected enrollments for 2003 and 2004

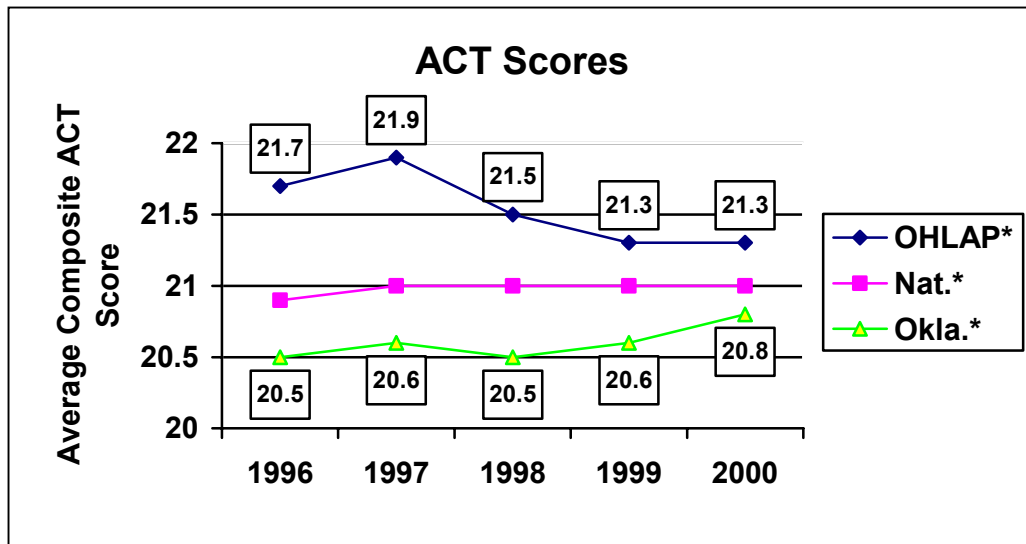
II. Program Completion Rates:



III. High School Grade Point Average (GPA):

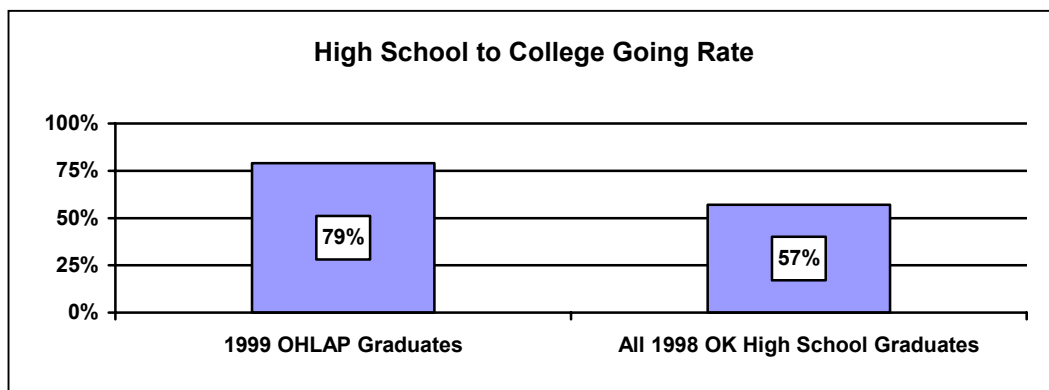


IV. ACT Scores:

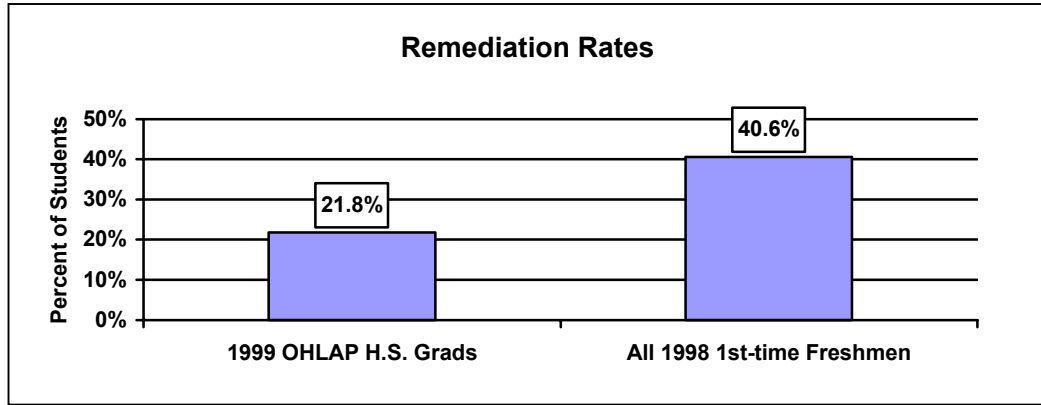


*OHLAP ACT scores based on highest score of the student; national and state scores are based on the last test score of the student.

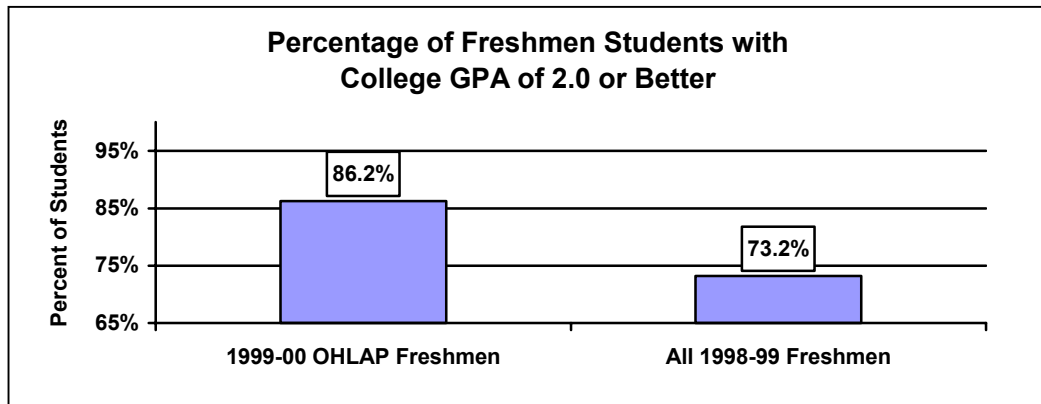
V. High School to College Going Rate: (OHLAP high school graduates enrolling in college the year immediately following high school graduation)



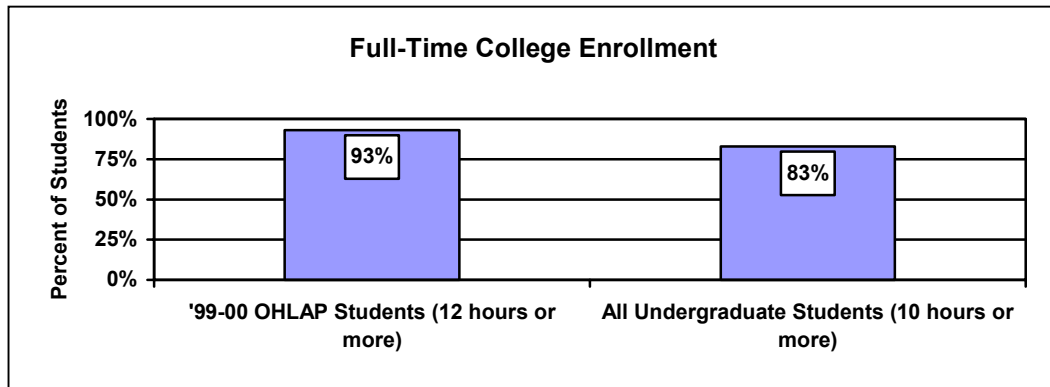
VI. **Remediation Rates:** (OHLAP freshmen scholarship recipients requiring at least one remedial course as a percentage of all OHLAP freshmen students.)



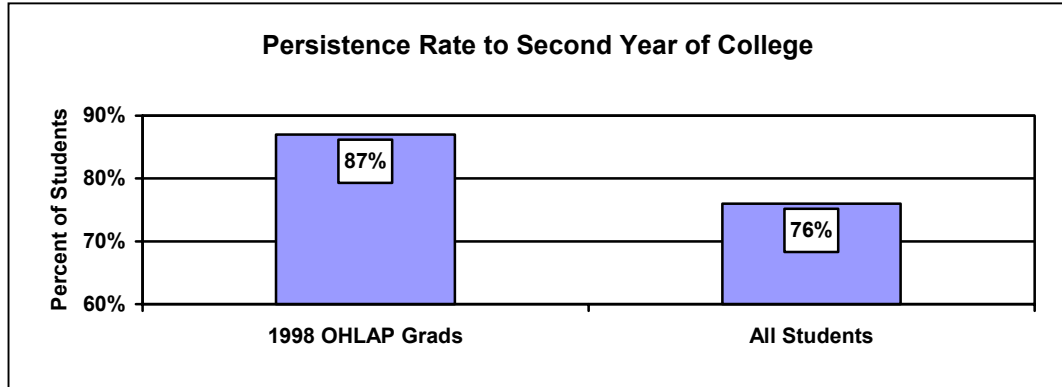
VII. **College Grade Point Average:**



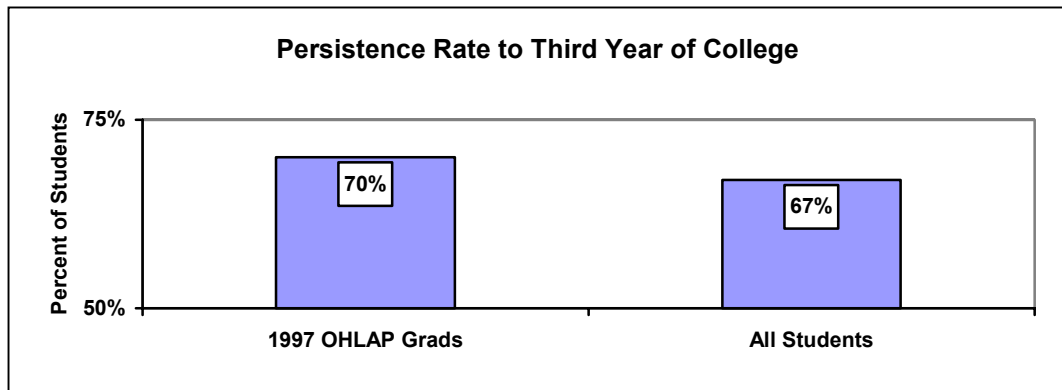
VIII. **Full-Time College Enrollment:**



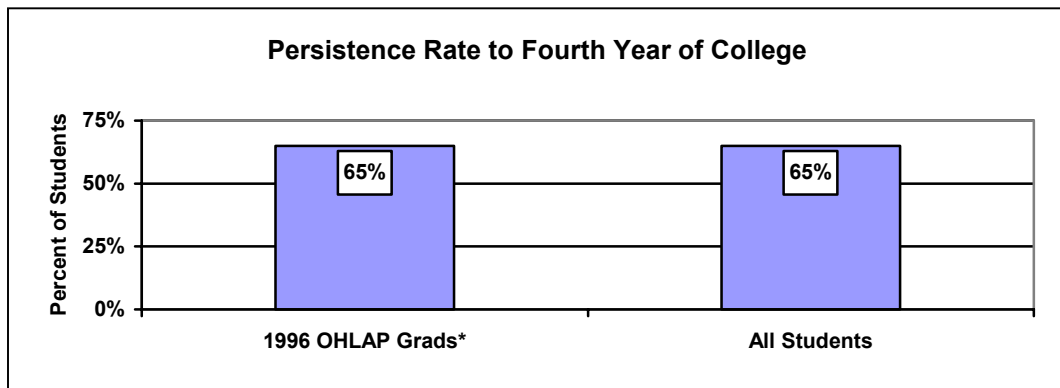
IX. Persistence to Second Year of College:



X. Persistence to Third Year of College:

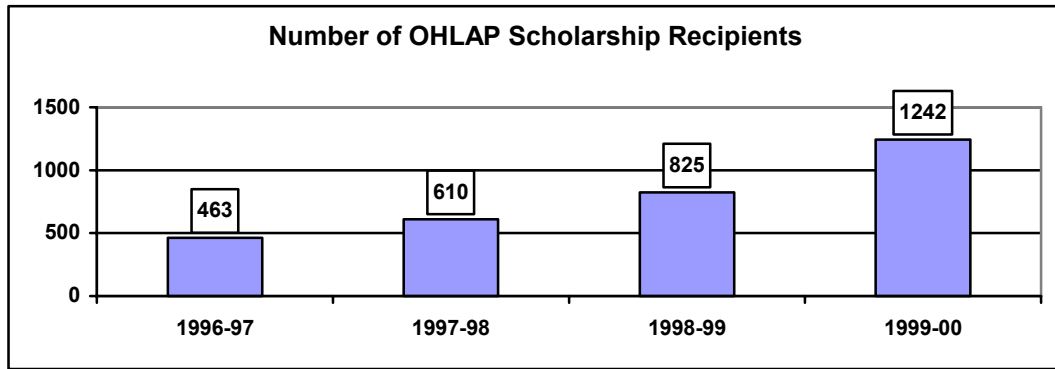


XI. Persistence to Fourth Year of College:

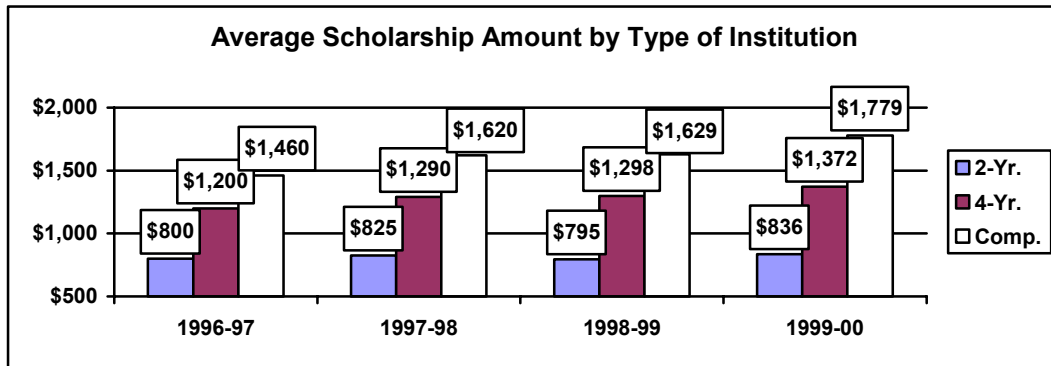


*Does not include OHLAP students that stopped attending college after completion of an associate's degree.

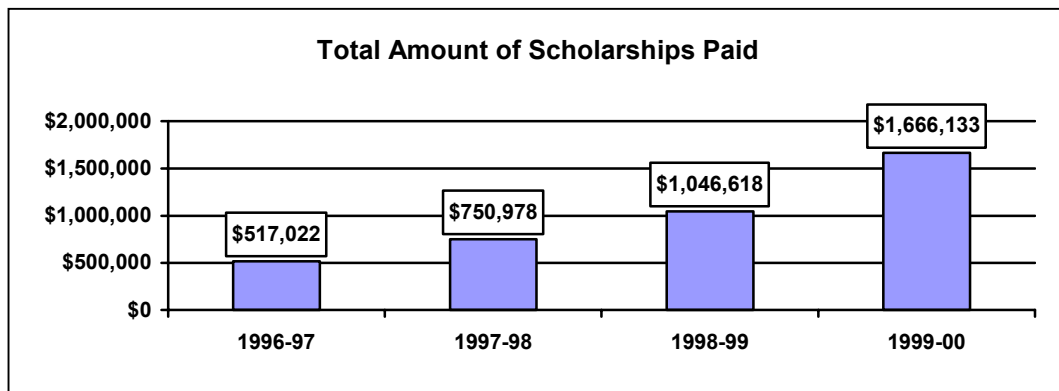
XII. Number of Scholarship Recipients:



XIII. Average Scholarship Amount:



XIV. Total Amount of Scholarships Paid:



XV. **Demographic Data** on 2000 OHLAP High School Graduates (821 students)

Gender	2000 OHLAP <u>Grads</u>	All '99-00 OK High School <u>Seniors</u>
Female:.....	63.7%	49.2%
Male:.....	36.3%	50.8%

Ethnicity	2000 OHLAP <u>Grads</u>	All '99-00 OK High School <u>Seniors</u>
Black.....	8.7%	8.4%
Native American.....	13.7%	15.1%
Asian	2.4%	1.7%
Hispanic	5.3%	3.5%
Caucasian.....	69.8%	71.3%

Geographic Distribution Of Eligible OHLAP Students	2000 OHLAP <u>Graduates</u>	Oklahoma State <u>Population</u>
5 Most Populous Counties*.....	22.0%	47.1%
72 Remaining Counties.....	78.0%	52.9%

*Oklahoma, Tulsa, Cleveland, Canadian, and Comanche counties.

“OHLAP-Plus” Scholarships

In August 1999, the Oklahoma State Regents were awarded a five-year \$20.5 million federal grant through a new program named GEAR UP (Gaining Early Awareness for Undergraduate Programs). The goal of the program is to increase the number of low-income students who complete college degrees. A significant portion of the grant funding was designated for direct scholarship expenses. To build upon the existing success of OHLAP, the scholarships were targeted at OHLAP students with the greatest financial need.

Amount of the Scholarship: The GEAR UP funds allow an eligible OHLAP student to receive an additional award that doubles the amount of their regular OHLAP scholarship (hence the name OHLAP-Plus). For example, an OHLAP student receiving a \$1,500 regular OHLAP scholarship can receive another \$1,500 OHLAP-Plus scholarship from the GEAR UP grant [Example: \$1,500 OHLAP + \$1,500 OHLAP-Plus = \$3,000].

Student Eligibility Requirements: To receive the OHLAP-Plus award in 1999-2000, the student had to meet the following criteria:

- Receive a regular OHLAP award
- Receive a federal Pell grant award (which is need-based)
- Have remaining unmet need within their defined “cost of attendance”. For example, the OHLAP-Plus awards could substitute for student loans.

Highlights:

- Almost three-fourths (72%) of all OHLAP students received a Pell grant, but 10% of these did not have any unmet financial need and therefore were not eligible for the OHLAP-Plus scholarship.
- Nearly two-thirds (65%) of the OHLAP students received an OHLAP-Plus award—over \$1 million was distributed to almost 800 students.
- Pell-eligible OHLAP students attending higher cost institutions (comprehensive and regional public universities, private universities) were most likely to receive OHLAP-Plus scholarships. Nearly 100% of Pell-eligible OHLAP students at the public comprehensive universities and private universities received OHLAP-Plus; about 90% of those at public regional universities received the scholarship. In contrast, only about 70% of Pell-eligible OHLAP students at public two-year colleges received OHLAP-Plus—this is due primarily to the fact that two-year college students were more likely to have all their college costs covered by existing financial aid and did not need the OHLAP-Plus scholarship.

Oklahoma Higher Learning Access Program
1999-2000 Scholarships

Institution	Summer 1999		Fall 1999		Spring 2000	
	\$ Amount	# of Students	\$ Amount	# of Students	\$ Amount	# of Students
Oklahoma State University	15,907.00	52	192,956.00	215	191,584.00	210
University of Oklahoma	7,368.00	27	119,099.40	138	117,748.00	136
OU Health Sciences Center			2,860.00	3	2,665.00	3
Subtotals	23,275.00	79	314,915.40	356	311,997.00	349
Cameron University	2,177.00	8	22,657.58	33	21,883.16	31
East Central University	3,534.00	12	42,645.00	63	42,911.00	64
Langston University	363.00	1	8,310.00	13	9,085.00	11
Northeastern State University	1,956.00	10	53,796.00	79	45,780.00	67
Northwestern Oklahoma State Univ.	928.00	3	25,719.10	35	23,591.00	32
Oklahoma Panhandle State Univ.	555.00	1	3,051.00	4	2,376.00	3
Rogers State University	1,164.00	5	8,487.50	16	7,656.25	14
Southeastern Oklahoma State Univ.	3,063.00	12	28,860.00	42	28,188.50	41
Southwestern Oklahoma State Univ.	4,427.00	15	79,183.00	110	71,101.80	100
SWOSU - Sayre Campus	414.00	1	9,702.00	14	8,036.00	12
University of Central Oklahoma	4,590.00	16	50,012.00	77	49,382.00	74
University of Science & Arts of Ok.	3,329.00	6	8,117.00	12	7,741.00	12
Subtotals	26,500.00	90	340,540.18	498	317,731.71	461
Carl Albert State College	88.50	1	7,973.50	17	6,195.00	13
Connors State College	177.00	1	3,433.50	8	3,022.50	6
Eastern Oklahoma State College			14,957.00	32	11,618.00	25
Murray State College			5,103.00	12	3,402.00	8
Northeastern Oklahoma A& M Coll.	442.50	3	3,360.00	10	2,271.00	7
Northern Oklahoma College	206.50	1	10,706.50	24	9,355.50	22
Oklahoma City Community College	1,091.50	7	8,284.50	24	7,524.50	18
Redlands Community College	88.50	1	4,284.00	11	3,559.50	9
Rose State College	1,239.00	6	7,623.00	25	5,449.50	20
Seminole State College	560.50	3	7,780.50	20	6,583.50	15
Tulsa Community College	1,860.00	12	12,708.15	37	9,844.75	29
Western Oklahoma State College			3,937.50	10	2,425.50	7
Subtotals	5,754.00	35	90,151.15	230	71,251.25	179
OSU Tech - Oklahoma City	492.00	1	5,130.00	10	4,400.00	8
OSU Tech - Okmulgee	4,879.00	9	10,868.00	17	10,736.00	17
Subtotals	5,371.00	10	15,998.00	27	15,136.00	25
Ardmore Higher Education Center			4,515.00	8	4,812.50	8
Bacone College	88.50	1	1,008.00	2	1,435.50	2
Bartlesville Wesleyan			2,227.50	3	2,227.50	3
Hillsdale Free Will Baptist College			792.00	1	792.00	1
Mid-America Bible College			1,336.50	2	2,970.00	4
Oklahoma Baptist University			12,523.50	17	11,929.50	17
Oklahoma Christian University of A&S			4,257.00	6	4,455.00	6
Oklahoma City University	279.00	1	8,415.00	11	7,573.50	10
Oral Roberts University			5,197.50	7	6,138.00	7
Southern Nazarene University			6,385.50	9	4,851.00	7
St. Gregory's University			6,474.60	8	6,187.50	8
SW College of Christian Ministries			1,732.50	2	1,633.50	2
University of Tulsa			15,876.00	17	15,120.00	16
Subtotals	367.50	2	66,225.60	85	65,313.00	83
Meridian Tech. Center (Stillwater)			750.00	1		
Metro Tech (Oklahoma City)	134.00	1				
Red River AVTS (Duncan)					131.25	1
Subtotals	134.00	1	750.00	1	131.25	1
TOTALS	61,401.50	217	833,095.33	1,205	786,372.71	1,106

OHLAP
**“State Champion”
 High Schools**

(most OHLAP graduates; number shown in parentheses)

<u>Class</u>	<u>2000 Graduates</u>	<u>5-Yr Total ('96-'00)</u>
B Champs Runner-Up	Mt. View-Gotebo (9) Shattuck (7)	Mt. View-Gotebo (27) Moss (14)
A Champs Runner-Up	Timberlake (10) Buffalo (7)	Timberlake (23) Buffalo & Tushka (19)
2A Champs Runner-Up	Sayre (21) Hollis (8)	Sayre (44) Hollis (28)
3A Champs Runner-Up	Fairview & Watonga (8) Holdenville (7)	Fairview (43) Meeker & Watonga (20)
4A Champs Runner-Up	Locust Grove (14) Anadarko (11)	Locust Grove (42) Anadarko & Lone Grove (27)
5A Champs Runner-Up	US Grant-OKC (11) BT Washington-Tulsa, Western Heights., Woodward (9)	McAlester (44) Western Heights (37)
6A Champs Runner-Up	NW Classen-OKC (12) Lawton High (10)	Enid (27) Del City (20)

OHLAP Graduates, by County and High School

County	High School	'96	'97	'98	'99	'00	Total
ADAIR	WATTS	0	0	0	0	0	0
	WESTVILLE	0	3	0	0	1	4
	STILWELL	6	2	3	6	2	19
	CAVE SPGS	1	0	0	0	1	2
	COOKSON HILLS CHR.	0	0	2	1	2	5
ALFALFA	BURLINGTON	1	3	0	2	2	8
	CHEROKEE	0	0	0	0	1	1
	TIMBERLAKE	3	1	4	5	10	23
ATOKA	STRINGTOWN	0	0	2	3	4	9
	ATOKA	3	2	0	2	1	8
	TUSHKA	9	5	1	4	0	19
	CANEY	0	1	0	0	0	1
BEAVER	BEAVER	0	0	0	0	0	0
	BALCO	0	0	0	0	0	0
	FORGAN	2	2	0	0	0	4
	TURPIN	2	0	2	1	1	6
BECKHAM	MERRITT	0	0	0	0	0	0
	ELK CITY	0	0	0	6	1	7
	SAYRE	8	2	3	10	21	44
	CARTER	0	0	0	0	3	3
	ERICK	0	0	2	3	3	8
BLAINE	OKEENE	3	0	0	3	2	8
	WATONGA	4	2	3	3	8	20
	GEARY	5	0	0	0	1	6
	CANTON SR	0	2	1	2	0	5
BRYAN	SILO	0	0	0	0	0	0
	ROCK CREEK	0	1	1	0	1	3
	ACHILLE	0	0	0	0	0	0
	COLBERT	0	1	1	1	2	5
	CADDO	0	0	0	0	1	1
	BENNINGTON	4	0	0	0	1	5
	CALERA	0	0	0	0	1	1
	DURANT	4	1	3	4	6	18
CADDO	RIVERSIDE INDIAN SCHL.	0	0	0	0	0	0
	HYDRO-EAKLY	0	0	0	3	0	3
	LOOKEBA-SICKLES	0	1	0	1	3	5
	ANADARKO	4	0	5	7	11	27
	CARNEGIE	2	0	4	4	5	15
	APACHE	1	0	0	5	5	11
	CYRIL	0	0	0	0	2	2
	CEMENT	0	0	0	0	0	0
	HINTON	0	0	1	0	1	2
	FT. COBB-BROXTON	0	0	1	0	2	3
	BINGER-ONEY	3	0	0	0	2	5
	GRACEMONT	0	0	0	0	0	0
CANADIAN	PIEDMONT	0	0	0	0	0	0
	YUKON	0	0	0	0	1	1
	EL RENO	6	1	4	2	1	14
	UNION CITY	1	1	0	1	1	4
	MUSTANG	0	1	0	3	2	6
	CALUMET	0	0	0	0	2	2
SW COVENANT CHR.	0	0	0	0	0	0	
CARTER	ARDMORE	1	2	0	2	8	13
	SPRINGER	0	0	0	0	0	0
	PLAINVIEW	1	0	1	4	1	7
	LONE GROVE	12	1	3	9	2	27
	WILSON	0	0	3	1	0	4
	HEALDTON	0	0	0	0	1	1
	FOX	0	0	0	1	0	1
	DICKSON	1	0	0	0	1	2

County	High School	'96	'97	'98	'99	'00	Total
CHEROKEE	SEQUOYAH SCHOOL	0	0	0	0	2	2
	HULBERT	0	0	0	1	0	1
	TAHLEQUAH	0	1	1	5	8	15
CHOCTAW	BOSWELL	0	0	0	0	0	0
	FT. TOWSON	1	0	0	0	3	4
	SOPER	0	0	0	0	0	0
HUGO	HUGO	4	2	1	0	2	9
	CIMARRON	BOISE CITY	2	0	2	2	1
FELT	FELT	1	0	1	0	1	3
	KEYES	0	0	0	0	0	0
	CLEVELAND	MOORE	0	1	1	3	5
WESTMOORE	WESTMOORE	2	0	0	3	2	7
	NORMAN	2	1	2	1	7	13
NORMAN NORTH	NORMAN NORTH			0	1	2	3
	NOBLE	3	0	1	4	2	10
LEXINGTON	LEXINGTON	0	1	0	0	0	1
	LITTLE AXE	1	0	0	0	1	2
COAL	COALGATE	0	0	0	1	1	2
	TUPELO	0	0	2	0	1	3
	OLNEY	1	0	0	2	1	4
	COMANCHE	CACHE	1	1	1	0	1
INDIAHOMA	INDIAHOMA	0	0	0	1	0	1
	STERLING	0	0	0	0	0	0
GERONIMO	GERONIMO	0	0	0	0	0	0
	EISENHOWER	2	2	3	4	3	14
LAWTON	LAWTON	0	0	2	2	10	14
	MAC ARTHUR	1	1	3	9	1	15
FLETCHER	FLETCHER	0	0	1	0	2	3
	ELGIN	0	0	0	2	0	2
CHATTANOOGA	CHATTANOOGA	0	0	0	0	0	0
COTTON	WALTERS	2	0	0	0	2	4
	TEMPLE	0	0	0	0	0	0
	BIG PASTURE	0	0	0	0	0	0
CRAIG	WHITE OAK	0	0	1	0	1	2
	KETCHUM	0	0	1	1	7	9
	WELCH	0	1	0	0	1	2
	BLUEJACKET	1	0	0	0	0	1
	VINITA	0	0	0	1	4	5
CREEK	BRISTOW	7	1	3	6	5	22
	MANNFORD	3	4	2	7	5	21
	MOUNDS	1	0	0	1	5	7
	OLIVE	0	1	0	4	0	5
	KIEFER	0	0	2	0	0	2
	OILTON	0	0	0	0	0	0
	DEPEW	1	4	2	7	6	20
	KELLYVILLE	0	0	0	0	1	1
	SAPULPA	0	0	1	2	1	4
	DRUMRIGHT	0	0	0	1	0	1
CUSTER	ARAPAHO	0	0	1	0	2	3
	THOMAS-FAY-CUSTER	0	0	0	1	1	2
	WEATHERFORD	3	2	5	1	4	15
	BUTLER	2	1	0	1	2	6
	CLINTON	0	0	1	0	1	2
DELAWARE	JAY	1	0	0	1	1	3
	GROVE	9	5	1	1	3	19
	KANSAS	0	1	1	1	0	3
	COLCORD	2	0	0	3	2	7
OAKS MISSION	1	0	0	0	0	1	
DEWEY	VICI	5	3	0	0	0	8
	SEILING	0	1	2	2	5	10
	TALOGA	0	0	0	0	0	0

OHLAP Graduates, by County and High School

County	High School	'96	'97	'98	'99	'00	Total
ELLIS	FARGO	0	1	1	1	2	5
	ARNETT	2	0	1	1	3	7
	GAGE	3	1	1	0	0	5
	SHATTUCK	0	0	0	2	7	9
GARFIELD	WAUKOMIS	0	0	0	0	0	0
	KREMLIN	0	0	0	0	3	3
	CHISHOLM	2	1	1	1	1	6
	GARBER	0	0	0	2	1	3
	PIONEER-PLEASANT VALE	0	1	2	6	1	10
	ENID	8	3	2	6	8	27
	DRUMMOND	0	0	0	2	0	2
	COVINGTON-DOUGLAS	1	2	1	0	1	5
	OKLA. BIBLE ACADEMY				0	2	2
GARVIN	STRATFORD	0	0	1	0	3	4
	PAOLI	0	1	0	0	0	1
	MAYSVILLE	0	0	0	1	3	4
	LINDSAY	1	1	2	0	0	4
	PAULS VALLEY	3	1	3	1	3	11
	WYNNEWOOD	1	1	1	2	2	7
	ELMORE CITY-PERNELL	0	1	2	0	1	4
GRADY	CHICKASHA	4	0	0	4	2	10
	MINCO	0	0	0	1	2	3
	NINNEKAH	0	1	0	0	0	1
	ALEX	0	0	1	0	0	1
	RUSH SPRINGS	0	0	1	1	1	3
	BRIDGE CREEK	1	0	0	0	0	1
	TUTTLE	0	0	0	3	0	3
	VERDEN	0	0	1	0	0	1
	AMBER-POCASSET	0	0	0	0	0	0
GRANT	WAKITA	0	0	0	1	1	2
	MEDFORD	0	0	1	0	0	1
	POND CREEK-HUNTER	0	0	1	1	1	3
	DEER CREEK-LAMONT	0	0	0	2	1	3
GREER	MANGUM	4	0	0	0	0	4
	GRANITE	2	0	0	3	2	7
HARMON	HOLLIS	9	5	2	4	8	28
HARPER	LAVERNE	0	1	0	4	1	6
	BUFFALO	3	0	7	2	7	19
HASKELL	KINTA	0	0	0	0	1	1
	STIGLER	3	0	0	0	1	4
	MC CURTAIN	1	0	0	1	0	2
	KEOTA	3	0	0	0	4	7
HUGHES	MOSS	3	0	3	6	2	14
	WETUMKA	0	0	1	0	2	3
	DUSTIN	3	2	0	0	0	5
	HOLDENVILLE	0	0	0	0	7	7
	CALVIN	0	1	0	2	3	6
	STUART	6	3	0	2	1	12
JACKSON	NAVAJO	4	1	2	0	0	7
	DUKE	0	1	0	0	0	1
	ALTUS	3	0	1	1	4	9
	ELDORADO	0	0	0	0	0	0
	OLUSTEE	0	0	0	0	0	0
	BLAIR	0	0	0	1	0	1
JEFFERSON	RYAN	0	0	0	2	1	3
	RINGLING	1	0	2	3	3	9
	WAURIKA	0	0	1	1	3	5
JOHNSTON	MILL CREEK	0	0	0	1	1	2
	TISHOMINGO	0	0	1	1	2	4
	MILBURN	0	0	0	0	0	0
	COLEMAN	0	0	0	0	0	0
	WAPANUCKA	0	0	0	0	0	0

County	High School	'96	'97	'98	'99	'00	Total
KAY	BRAMAN	0	0	0	1	0	1
	NEWKIRK	3	0	0	0	3	6
	BLACKWELL	0	0	1	6	1	8
	PONCA CITY	1	1	1	4	2	9
	TONKAWA	0	0	1	0	1	2
KINGFISHER	DOVER	0	0	0	0	0	0
	LOMEGA	1	0	1	3	3	8
	KINGFISHER	2	0	4	2	2	10
	HENNESSEY	1	0	1	0	0	2
	CASHION	0	0	1	1	1	3
	OKARCHE	0	0	0	1	0	1
KIOWA	HOBART	4	1	1	5	4	15
	LONE WOLF	0	0	0	0	1	1
	MNTN. VIEW-GOTEBO	4	5	3	6	9	27
	SNYDER	1	1	0	1	0	3
LATIMER	WILBURTON	0	0	0	0	0	0
	RED OAK	0	0	0	1	0	1
	BUFFALO VALLEY	0	0	0	2	1	3
	PANOLA	0	0	0	0	2	2
LE FLORE	SPIRO	2	0	2	0	1	5
	HEAVENER	0	0	0	0	0	0
	POCOLA	1	0	0	0	1	2
	LE FLORE	5	5	0	2	0	12
	CAMERON	0	0	1	0	3	4
	PANAMA	0	0	1	0	0	1
	BOKOSHE	1	0	4	3	1	9
	POTEAU	0	0	0	0	2	2
	WISTER	3	0	0	1	0	4
	TALIHINA	0	0	0	1	2	3
	WHITESBORO	0	0	0	0	2	2
HOWE	0	0	0	0	0	0	
ARKOMA	0	0	1	1	1	3	
LINCOLN	CHANDLER	2	0	2	2	3	9
	DAVENPORT	0	2	1	4	2	9
	WELLSTON	0	0	0	0	0	0
	STROUD	1	0	0	1	0	2
	MEEKER	6	3	4	4	3	20
	PRAGUE	0	0	0	0	2	2
	CARNEY	1	1	2	0	1	5
AGRA	4	0	1	0	0	5	
LOGAN	GUTHRIE	1	2	3	0	1	7
	CRESCENT	0	0	0	1	0	1
	MULHALL-ORLANDO	1	0	1	2	1	5
	COYLE	1	3	0	0	1	5
LOVE	THACKERVILLE	2	0	0	0	0	2
	TURNER	0	0	0	2	2	4
	MARIETTA	0	3	1	1	3	8
MAJOR	RINGWOOD	0	1	0	0	1	2
	ALINE-CLEO SPGS	0	0	2	5	3	10
	FAIRVIEW	5	8	7	15	8	43
	CIMARRON	1	3	2	2	2	10
MARSHALL	MADILL	1	1	0	2	1	5
	KINGSTON	0	0	0	0	0	0
MAYES	PRYOR	6	2	0	6	4	18
	ADAIR	4	1	0	0	2	7
	SALINA	1	1	0	3	2	7
	LOCUST GROVE	6	7	5	10	14	42
	CHOUTEAU-MAZIE	0	0	1	1	4	6
	BRADFORD CHRISTIAN	0	0	0	0	1	1

OHLAP Graduates, by County and High School

County	High School	'96	'97	'98	'99	'00	Total
MC CLAIN	NEWCASTLE	4	0	1	1	0	6
	DIBBLE	0	0	0	0	1	1
	WASHINGTON	5	1	0	1	0	7
	WAYNE	0	0	0	0	1	1
	PURCELL	2	1	0	1	4	8
	BLANCHARD	0	0	0	2	1	3
MC CURTAIN	IDABEL	1	0	6	4	0	11
	HAWORTH	1	0	0	0	0	1
	VALLIANT	3	0	4	5	2	14
	EAGLETOWN	0	0	1	2	2	5
	SMITHVILLE	0	0	0	1	0	1
	WRIGHT CITY	3	1	1	0	1	6
	BATTIEST	0	1	0	1	0	2
	BROKEN BOW	2	2	1	3	5	13
MC INTOSH	EUFAULA	0	0	0	1	5	6
	CHECOTAH	4	0	0	2	2	8
	MIDWAY	0	0	0	0	0	0
	HANNA	0	1	1	3	0	5
MURRAY	OKLA SCHL. FOR DEAF	0	0	1	0	0	1
	SULPHUR	4	6	2	3	5	20
	DAVIS	2	0	0	1	1	4
MUSKOGEE	HASKELL	1	0	0	0	1	2
	FT GIBSON	4	1	2	0	4	11
	BOYNTON	0	0	1	0	0	1
	WEBBERS FALLS	0	1	0	0	1	2
	OKTAHA	2	0	0	0	0	2
	MUSKOGEE	1	2	0	1	2	6
	HILLDALE	0	0	0	0	1	1
	BRAGGS	0	0	2	0	0	2
	WARNER	0	0	0	0	0	0
	PORUM	0	0	0	0	0	0
NOBLE	PERRY	2	1	0	0	1	4
	BILLINGS	0	0	0	0	0	0
	FRONTIER	0	0	0	1	0	1
	MORRISON	1	1	1	1	2	6
NOWATA	OKLAHOMA UNION	0	0	0	0	1	1
	NOWATA	1	0	0	1	1	3
	SOUTH COFFEYVILLE	0	0	0	0	0	0
OKFUSKEE	MASON	1	0	0	0	0	1
	BOLEY	0	0	0	1	1	2
	PADEN	1	0	0	3	3	7
	OKEMAH	1	1	1	1	0	4
	WELEETKA	0	0	0	0	0	0
	GRAHAM	1	0	0	0	0	1
OKLAHOMA	PUTNAM CITY	2	0	6	2	5	15
	PUTNAM CITY NORTH	0	0	0	0	1	1
	PUTNAM CITY WEST	2	0	3	4	7	16
	LUTHER	1	0	0	0	1	2
	CHOCTAW	8	0	1	1	1	11
	DEER CREEK	0	0	0	0	0	0
	HARRAH	3	0	0	0	1	4
	JONES	0	0	0	1	0	1
	EDMOND MEMORIAL	0	0	0	0	1	1
	EDMOND NORTH	0	0	1	0	1	2
	EDMOND SANTA FE	0	0	0	0	2	2
	MILLWOOD	2	0	1	0	5	8
	WESTERN HGTS	6	2	5	15	9	37
	CARL ALBERT	3	0	3	0	2	8
	DEL CITY	7	2	0	5	6	20
	MIDWEST CITY	6	1	1	2	4	14
	CROOKED OAK	1	0	2	2	2	7
	BETHANY	0	0	1	0	0	1

County	High School	'96	'97	'98	'99	'00	Total
OKLA. (cont)	CAPITOL HILL	5	0	0	0	0	5
	CLASSEN HS/ADV. STUD		2	2	3	5	12
	DOUGLASS	4	0	4	3	1	12
	EMERSON ALT. ED. CTR.	0	0	0	1	0	1
	U. S. GRANT	2	0	4	5	11	22
	JOHN MARSHALL	6	1	0	3	4	14
	NORTHEAST ACAD.	2	0	1	2	3	8
	NORTHWEST CLASSEN	4	0	0	3	12	19
	SOUTHEAST	1	1	4	8	4	18
	STAR SPENCER	2	0	0	0	1	3
	OK SCHL OF SCI/MATH	4	4	1	3	0	12
	MT ST MARYS	0	0	0	0	2	2
OKMULGEE	OKMULGEE	9	1	0	3	5	18
	HENRYETTA	0	0	0	0	0	0
	MORRIS	2	0	0	0	1	3
	BEGGS	3	1	0	0	0	4
	PRESTON	1	3	1	4	5	14
	SCHULTER	0	0	0	0	0	0
	WILSON	2	1	1	1	0	5
	DEWAR	0	1	0	0	0	1
OSAGE	PAWHUSKA	1	2	2	3	3	11
	SHIDLER	1	0	0	1	3	5
	BARNSDALL	0	1	0	1	0	2
	WYNONA	0	0	0	1	0	1
	HOMINY	2	1	0	1	2	6
	PRUE	1	0	0	0	1	2
	WOODLAND	4	1	0	1	0	6
OTTAWA	WYANDOTTE	1	1	1	0	2	5
	QUAPAW	0	0	0	0	0	0
	PICHER-CARDIN	0	1	1	2	2	6
	COMMERCE	0	1	0	2	0	3
	MIAMI	1	0	0	1	2	4
	AFTON	1	0	1	1	3	6
PAWNEE	FAIRLAND	5	1	0	0	0	6
	PAWNEE	6	1	0	0	2	9
PAYNE	CLEVELAND	3	0	1	2	7	13
	RIPLEY	3	0	0	3	3	9
	STILLWATER	2	3	0	6	4	15
	PERKINS-TRYON	1	0	1	4	3	9
	CUSHING	1	0	2	0	0	3
	GLENCOE	0	0	0	0	1	1
	YALE	0	2	2	0	0	4
PITTSBURG	HARTSHORNE	1	1	1	1	0	4
	CANADIAN	0	0	0	1	2	3
	HAILEYVILLE	0	0	0	2	0	2
	KIOWA	2	1	0	0	0	3
	QUINTON	1	2	0	1	1	5
	INDIANOLA	0	1	0	1	1	3
	CROWDER	2	0	4	2	5	13
	SAVANNA	0	0	0	0	1	1
	PITTSBURG	0	0	0	0	1	1
	McALESTER	8	11	4	13	8	44
McALESTER KEY ACAD.	0	0	0	0	0	0	
PONTOTOC	ALLEN	0	0	1	1	0	2
	VANOSS	1	0	0	0	0	1
	BYNG	6	0	4	0	2	12
	ADA	2	2	0	0	4	8
	MC LISH	0	0	0	0	0	0
	LATTA	2	1	1	1	5	10
	STONEWALL	0	0	1	1	1	3
	ROFF	0	0	1	3	3	7

OHLAP Graduates, by County and High School

County	High School	'96	'97	'98	'99	'00	Total
POTT.	MC LOUD	1	1	1	0	1	4
	DALE	0	0	1	0	0	1
	BETHEL	0	0	1	0	0	1
	MACOMB	0	2	0	3	0	5
	EARLSBORO	0	0	1	0	2	3
	TECUMSEH	0	0	0	0	1	1
	SHAWNEE	6	1	5	5	3	20
	ASHER	0	3	5	1	0	9
	WANETTE	2	0	2	0	1	5
	MAUD	1	1	0	0	0	2
PUSHMA-TAHA	RATTAN	1	2	0	1	1	5
TAHA	CLAYTON	3	0	1	1	0	5
	ANTLERS	0	0	1	0	1	2
	MOYERS	0	0	0	0	0	0
ROGER	LEEDEY	2	1	2	5	3	13
MILLS	REYDON	0	0	0	0	2	2
	CHEYENNE	1	0	2	0	1	4
	SWEETWATER	0	0	0	0	1	1
	HAMMON	0	0	1	0	4	5
ROGERS	CLAREMORE	1	0	3	3	4	11
	CATOOSA	0	1	0	1	1	3
	CHELSEA	0	0	0	1	2	3
	OLOGAH-TALALA	0	0	0	0	2	2
	INOLA	0	0	0	0	0	0
	SEQUOYAH	0	0	0	2	0	2
	FOYIL	0	0	0	0	0	0
SEMINOLE	SEMINOLE	2	2	2	0	1	7
	WEWOKA	2	0	0	0	0	2
	BOWLEGS	0	0	0	0	3	3
	KONAWA	0	0	0	4	5	9
	NEW LIMA	0	0	1	0	0	1
	VARNUM	2	1	1	1	0	5
	SASAKWA	0	0	0	0	0	0
	STROTHER	3	0	0	1	0	4
	BUTNER	2	0	0	1	2	5
SEQUOYAH	SALLISAW	4	0	3	2	3	12
	VIAN	0	0	0	0	0	0
	MULDROW	3	0	0	0	0	3
	GANS	0	0	0	0	0	0
	ROLAND	1	0	0	1	2	4
	GORE	0	0	0	1	3	4
	CENTRAL - SALLISAW	0	0	0	0	0	0
STEPHENS	DUNCAN	1	0	1	2	0	4
	COMANCHE	0	0	1	1	1	3
	MARLOW	1	0	0	0	1	2
	VELMA-ALMA	0	1	1	0	1	3
	EMPIRE	0	0	0	0	2	2
	CENTRAL - MARLOW	0	0	0	0	0	0
	BRAY-DOYLE	2	0	0	2	2	6
TEXAS	YARBROUGH	0	0	0	0	0	0
	GUYMON	1	0	0	1	1	3
	HARDESTY	0	0	0	0	0	0
	HOOVER	1	1	2	1	1	6
	TYRONE	0	1	1	0	0	2
	GOODWELL	0	0	0	0	0	0
	TEXHOMA	0	0	0	0	0	0
	TILLMAN	TIPTON	0	0	0	1	4
DAVIDSON	1	0	0	0	0	1	
FREDERICK	0	0	0	1	2	3	
GRANDFIELD	3	0	3	1	2	9	

County	High School	'96	'97	'98	'99	'00	Total
TULSA	TUL-CENTRAL	12	0	0	2	3	17
	TUL-EAST CENTRAL	6	3	1	2	0	12
	TUL-EDISON	6	0	2	1	3	12
	TUL-NATHAN HALE	5	0	2	2	1	10
	TUL-MCLAIN	2	0	1	1	0	4
	TUL-MEMORIAL	2	0	0	1	1	4
	TUL-WILL ROGERS	4	0	0	0	3	7
	TUL-B.T. WASHINGTON	3	1	3	4	9	20
	TUL-WEBSTER	4	0	3	1	4	12
	TUL-MARGARET HUDSON	0	0	0	0	0	0
	TUL-PROJECT 12	0	0	0	0	0	0
	TUL-STREET SCHOOL	0	0	0	0	0	0
	SAND SPRINGS C. PAGE	2	0	1	1	2	6
	BROKEN ARROW	2	0	0	0	3	5
	BIXBY	0	0	2	0	1	3
	JENKS	7	0	3	0	1	11
	COLLINSVILLE	3	0	0	0	0	3
	SKIATOOK	8	0	1	2	0	11
	SPERRY	3	1	0	0	0	4
	UNION	2	1	1	0	0	4
BERRYHILL	3	1	0	2	4	10	
OWASSO	1	0	0	1	1	3	
GLENPOOL	2	2	2	3	4	13	
HOLLAND HALL	0	0	0	0	1	1	
LIBERTY	0	0	1	0	2	3	
ST. MARYS	1	0	0	0	0	1	
BISHOP KELLEY	0	0	2	0	1	3	
TOWN & COUNTRY	0	0	0	0	0	0	
METRO CHR. ACAD.	1	0	0	0	1	2	
VICTORY CHR.	0	0	3	5	2	10	
WAGONER	OKAY	4	0	0	0	1	5
	COWETA	0	1	0	2	2	5
	WAGONER	3	0	1	2	2	8
	PORTER CON.	0	1	1	2	0	4
WASHING-TON	COPAN	0	0	0	0	0	0
	DEWEY	0	0	0	0	0	0
	CANEY VALLEY	0	0	0	1	3	4
BARTLESVILLE	6	3	5	2	2	18	
WASHITA	SENTINEL	1	0	1	6	2	10
	WASHITA HEIGHTS	1	0	0	3	0	4
	BURNS FLAT-DILL CITY	1	1	0	7	7	16
	CANUTE	0	0	0	0	0	0
	CORDELL	4	0	0	4	3	11
CORN BIBLE ACAD.	0	0	2	2	2	6	
WOODS	ALVA	1	0	1	0	3	5
	WAYNOKA	0	0	0	1	0	1
	FREEDOM	1	0	0	1	0	2
WOODWARD	WOODWARD	7	1	2	4	9	23
	MOORELAND	0	0	0	0	1	1
	SHARON-MUTUAL	0	0	0	0	0	0
	FORT SUPPLY	0	0	0	0	2	2

'96 '97 '98 '99 '00 Total
 STATEWIDE OHLAP GRADUATES 637 257 370 631 822 2717