



Oklahoma's Promise

OHLAP

OKLAHOMA HIGHER LEARNING ACCESS PROGRAM

2005-06 Year-End Report

HIGHLIGHTS:

- **Scholarship Qualifiers Top 25,000:** Since the first Oklahoma’s Promise-OHLAP high school graduating class in 1996, the total number of students that have qualified for the Oklahoma’s Promise-OHLAP scholarship has grown to over 25,000. The 5,648 graduates of 2006 pushed the cumulative total to nearly 25,500.
- **Average Scholarship Awards Grow:** As designed, the average scholarship paid to each Oklahoma’s Promise-OHLAP student has grown as tuition costs have increased over the past several years. In 2005-06, the average award was over \$2,100 an increase of \$650 or nearly 45% from the average award of \$1,450 in 2001-02.
- **Over 12,000 Receive Scholarship in 2005-06:** Over 12,000 Oklahoma’s Promise—OHLAP college students received the scholarship in 2005-06, up 32% over the prior year. Based on current enrollment trends, the projected scholarship costs will continue to grow significantly in each of the next few years.

<u>Year</u>	<u>Cost (in \$millions)</u>	<u>Scholarship Recipients</u>
2001-02 actual	\$2.9	2,004
2002-03 actual	\$4.6	2,982
2003-04 actual	\$10.4	5,886
2004-05 actual	\$17.8	9,151
2005-06 actual	\$25.6	12,089
2006-07 projected ¹	\$37.0	15,000
2007-08 projected ¹	\$48.2	17,800
2008-09 projected ¹	\$58.3	19,600

¹Projections assume 5% annual enrollment increases, 70% requirement-completion rates, and 10% annual tuition increases.

REPORT CONTENTS

Page

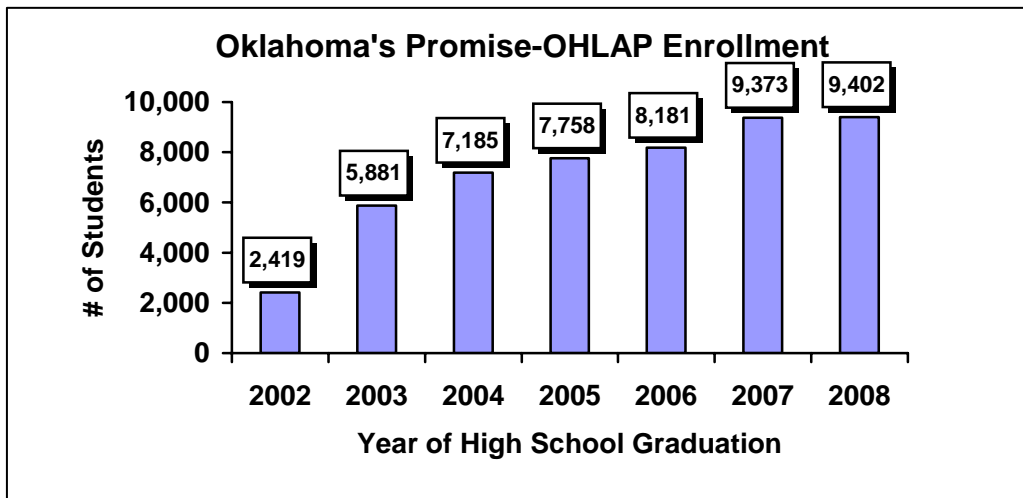
I.	High School Students Enrolled in Oklahoma’s Promise—OHLAP	3
II.	Program Requirement Completion Rates	3
III.	High School Grade-Point-Average	4
IV.	ACT Scores.....	4
V.	High School to College-Going Rate	4
VI.	Remediation Rates	5
VII.	College Grade-Point-Average.....	5
VIII.	Full-Time College Enrollment.....	5
IX.	Persistence Rate to Second Year of College.....	6
X.	Degree Completion Rates	6
XI.	Number of Scholarship Recipients	7
XII.	Average Scholarship Award	7
XIII.	Total Amount of Scholarships Paid	7
XIV.	Demographic Data	8
XV.	Oklahoma’s Promise—OHLAP Service Data	8
	“OHLAP-Plus” Scholarships	9
	Scholarship Payments Shown by Institution and Semester	10-11
	Oklahoma’s Promise—OHLAP “State Champion” High Schools	12
	Oklahoma’s Promise—OHLAP High School Graduates by County and High School.....	13-18

I. **High School Students Enrolled in Oklahoma’s Promise—OHLAP (as of 11/27/06):**

High School Graduation Year	Students Enrolled in OK’s Promise-OHLAP	Students Completing OK’s Promise-OHLAP	% of Students Completing OK’s Promise OHLAP
1996	1,610	636	39.5%
1997	492	257	52.2%
1998	650	370	56.9%
1999	1,057	631	59.7%
2000	1,361	827	60.8%
2001	1,443	885	61.3%
2002 ¹	2,419	1,624	67.1%
2003 ²	5,881	4,216	71.7%
2004	7,185	5,049	70.3%
2005	7,758	5,357	69.1%
2006	8,181	5,648	69.0%
2007	9,373		
2008	9,402		
2009*	6,059	*	*
2010*	3,818	*	*
Total Enrollment	66,689	25,499	

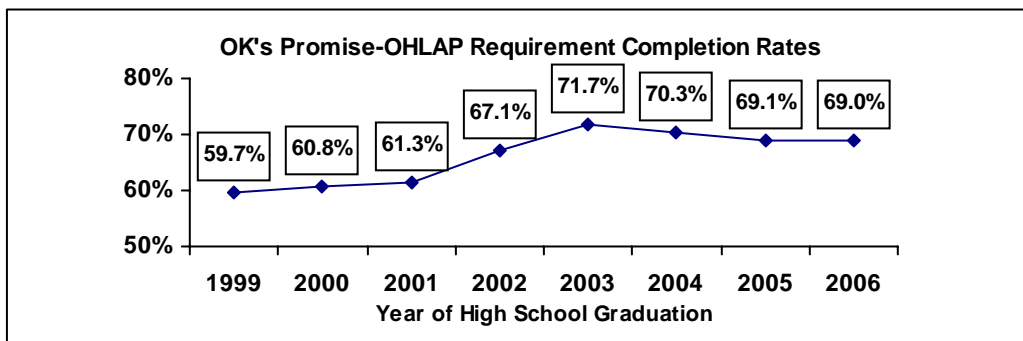
¹During the 1999-2000 school year when the seniors of 2002 were 10th graders, the income requirement was increased from \$24,000 to \$32,000.

²During the 2000-2001 school year when the seniors of 2003 were 10th graders, the income requirement was increased from \$32,000 to \$50,000.

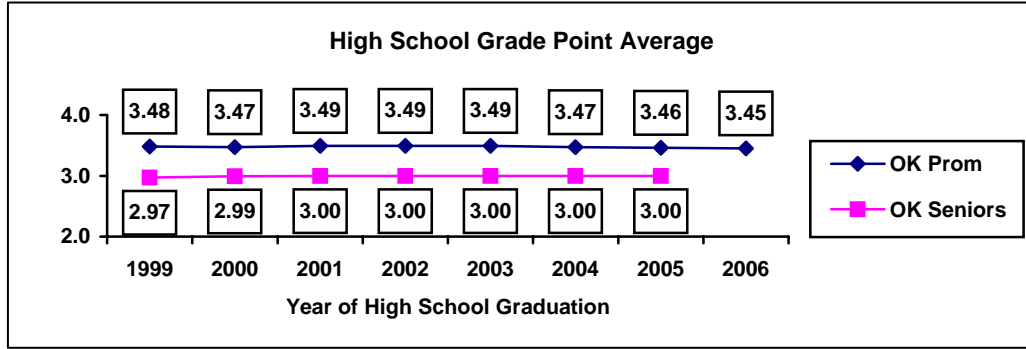


*The class of 2009 (9th grade) and 2010 (8th grade) are still open to enrollment in the 2006-2007 school year.

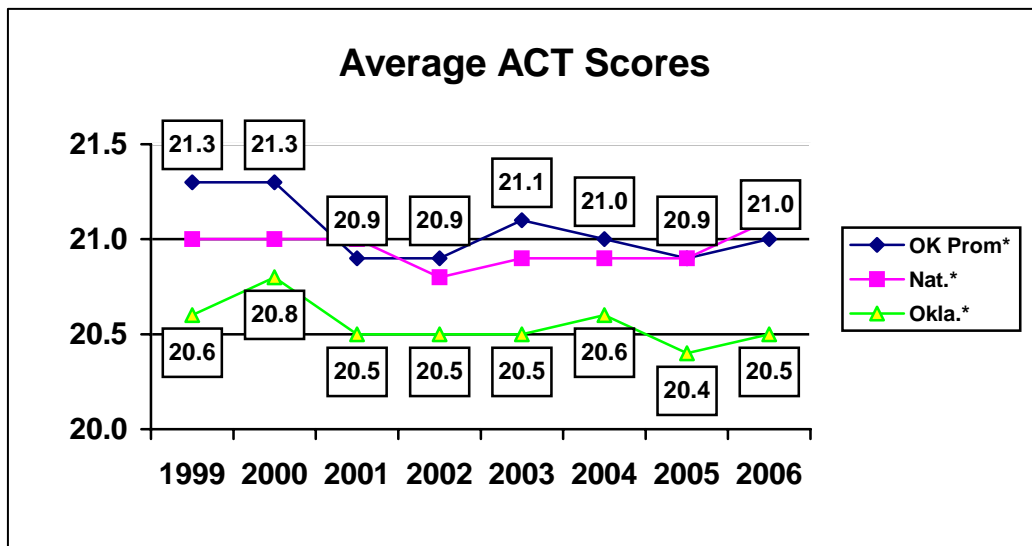
II. **Program Requirement Completion Rates:**



III. High School Grade Point Average (GPA):

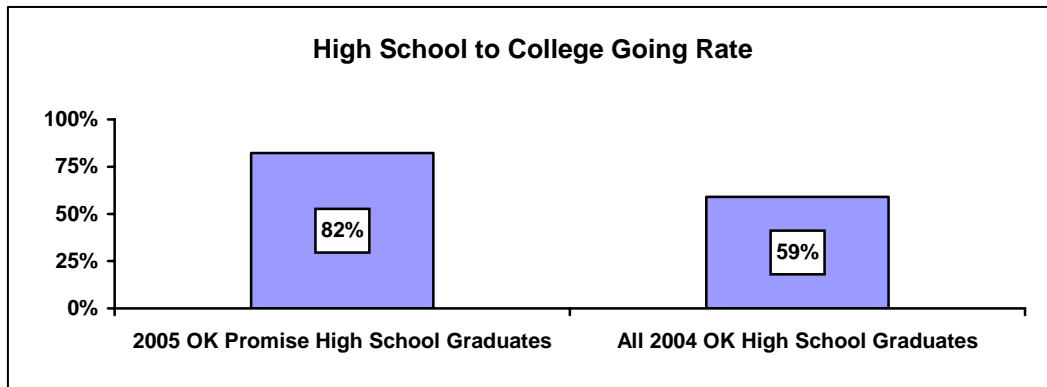


IV. ACT Scores:

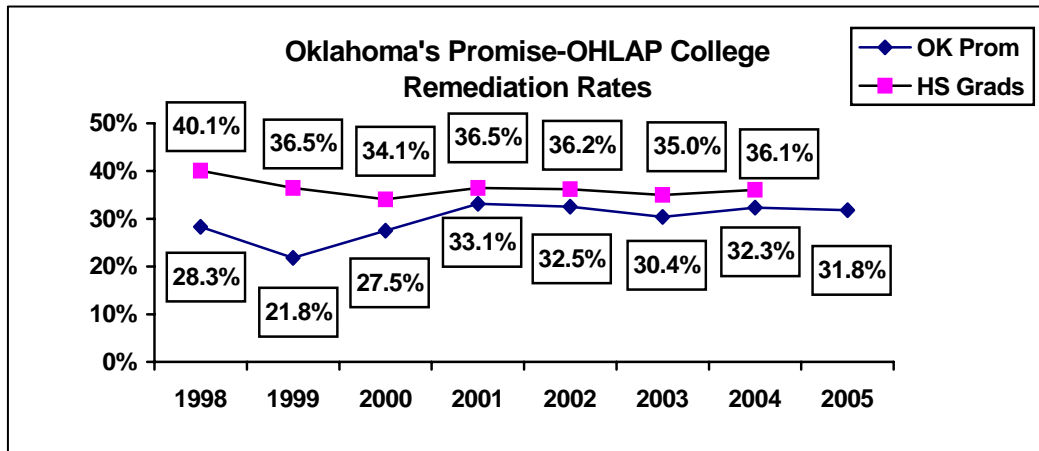


*Oklahoma's Promise—OHLAP ACT scores based on highest score of the student; national and state scores are based on the last test score of the student.

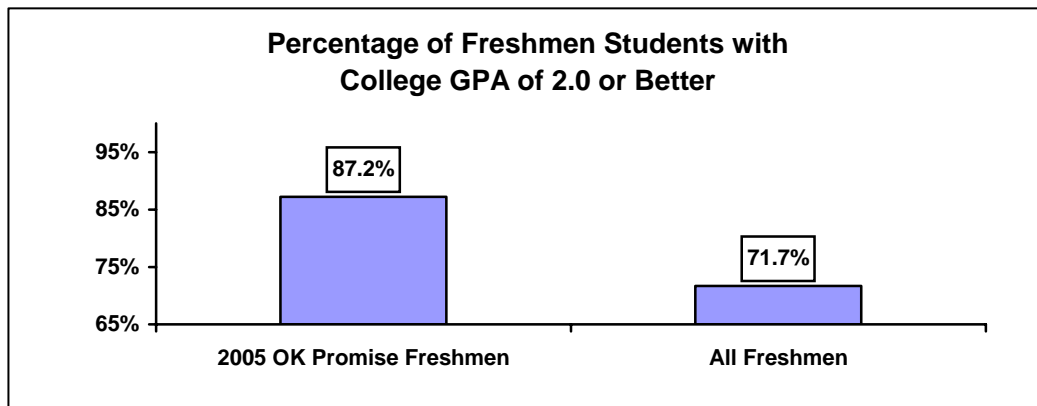
V. High School to College-Going Rate: (Oklahoma's Promise—OHLAP high school graduates enrolling in college the year immediately following high school graduation)



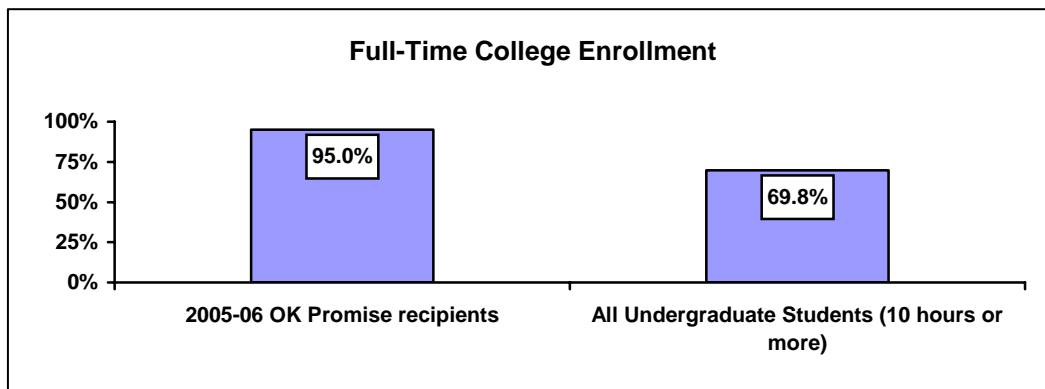
VI. **Remediation Rates:** (Oklahoma's Promise—OHLAP freshmen scholarship recipients requiring at least one remedial course as a percentage of all Oklahoma's Promise—OHLAP freshmen students.)



VII. **College Grade Point Average:**

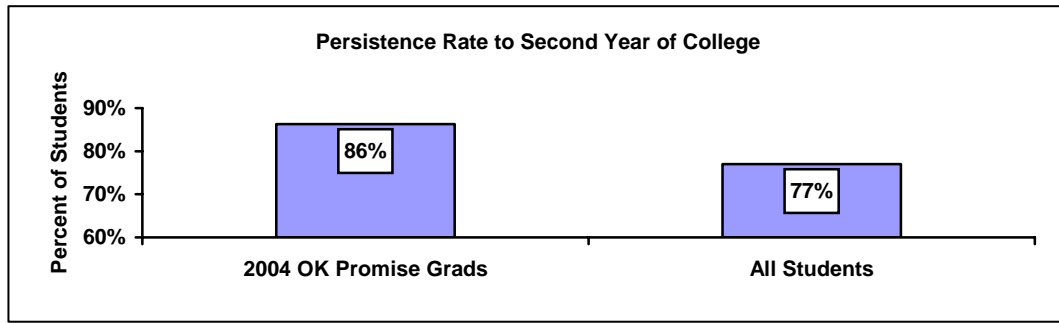


VIII. **Full-Time College Enrollment:**



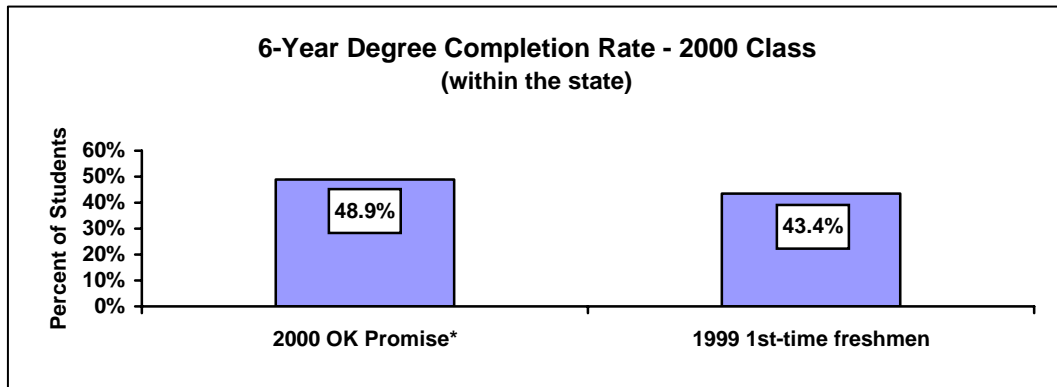
*The percentage for Oklahoma's Promise—OHLAP students may actually be higher due to split enrollments between more than one institution.

IX. Persistence Rate to Second Year of College:

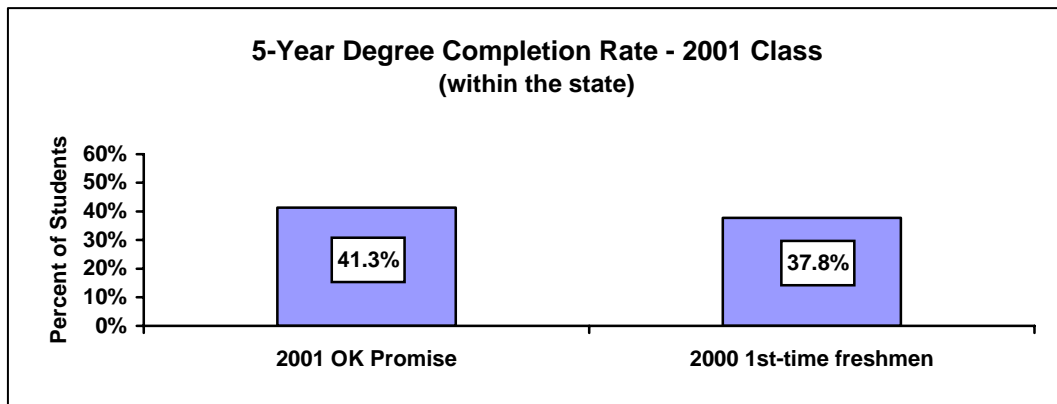


X. Degree Completion Rates (includes baccalaureate and associate degrees):

High School Graduation Year	Students receiving the OHLAP scholarship	OK Promise Students Completing an Associate Degree or higher	% of OK Promise Students Completing Degrees	% of All First-Time Freshmen Completing Degrees
1996 – 10 yr grad rate	519	332	64.0%	51.1%
1997 – 9 yr grad rate	227	124	54.6%	51.2%
1998 – 8 yr grad rate	316	190	60.1%	48.8%
1999 – 7 yr grad rate	549	292	53.2%	45.2%
2000 – 6 yr grad rate	732	358	48.9%	43.4%
2001 – 5 yr grad rate	762	315	41.3%	37.8%

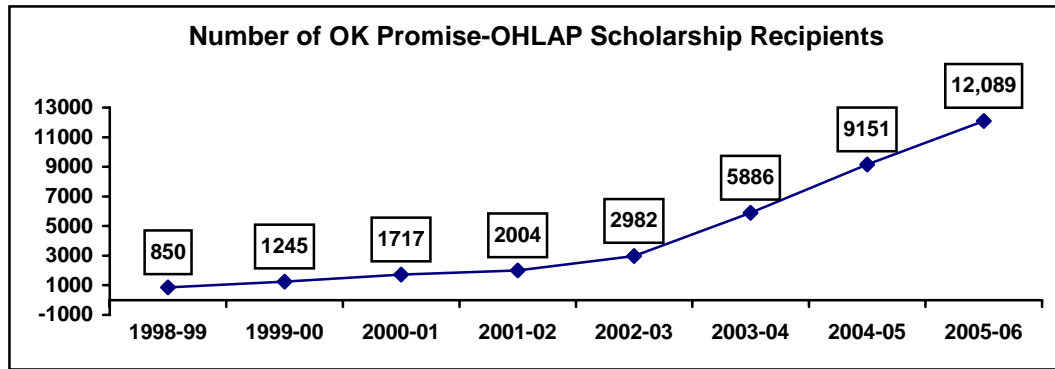


*26 OK Promise-OHLAP students from the 2000 class still have remaining scholarship eligibility

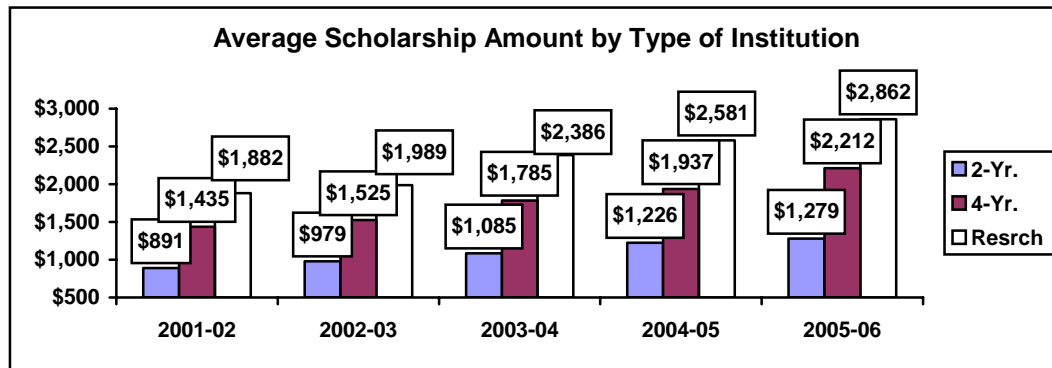


*108 OK Promise-OHLAP students still have remaining scholarship eligibility; in addition, some students are scheduled to complete degrees after their 5 years of eligibility.

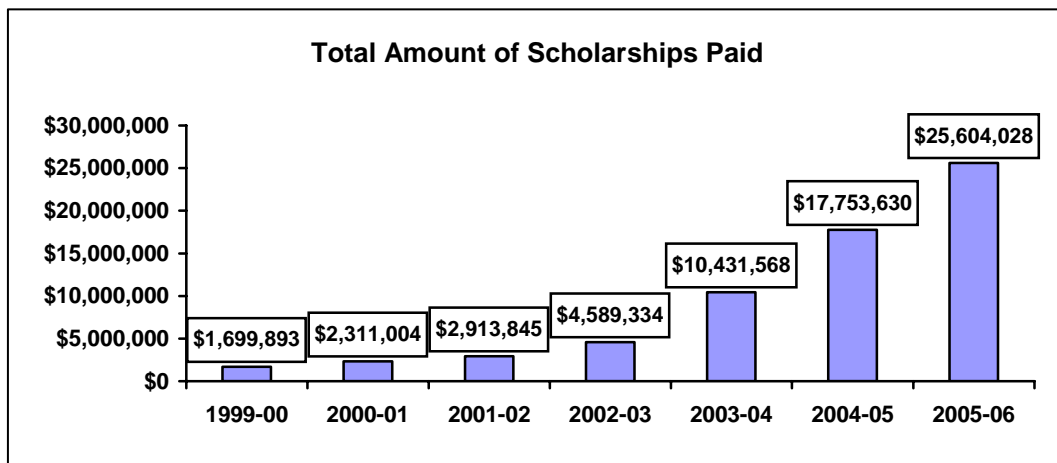
XI. Number of Scholarship Recipients:



XII. Average Scholarship Amount:



XIII. Total Amount of Scholarships Paid:



XIV. **Demographic Data** on 2006 Oklahoma’s Promise—OHLAP High School Graduates

Gender	2006 OK Promise <u>Grads</u>	All '05-06 OK High School <u>Seniors</u>
Female:.....	60.6%	49.8%
Male:	39.4%	50.2%

Ethnicity	2006 OK Promise <u>Grads</u>	All '05-06 OK High School <u>Seniors</u>
Black/African American	7.8%	9.6%
American Indian/Alaska Native.....	12.3%	18.1%
Asian	2.9%	2.0%
Hispanic/Latino.....	5.6%	5.7%
White.....	67.5%	64.6%*
Not Specified.....	3.9%	na
Total	100.0%	100.0%

*includes “other” ethnic categories

Geographic Distribution Of Eligible OK Promise-OHLAP Students	2006 OK Promise <u>Graduates</u>	2006 Oklahoma <u>Seniors</u>
5 Most Populous Counties*	34.3%	47.0%
72 Remaining Counties	65.7%	53.0%

*Oklahoma, Tulsa, Cleveland, Canadian, and Comanche counties.

XV. **OK Promise-OHLAP Office Service Data**

	Phone calls received (July 1 – June 30)	E-mails received (July 1 – June 30)
2002-03	8,703	885
2003-04	9,324	1,287
2004-05	12,677	2,053
2005-06	13,059	2,510

“OHLAP-Plus” Scholarships

In August 1999, the Oklahoma State Regents were awarded a five-year \$20.5 million federal grant through a new program named GEAR UP (Gaining Early Awareness for Undergraduate Programs). A sixth year of funding was awarded for 2004-05, and funds were available from interest earned in the Gear Up trust fund for 2005-06. The goal of the program is to increase the number of low-income students who complete college degrees. A significant portion of the grant funding was designated for direct scholarship expenses. To build upon the existing success of Oklahoma’s Promise-OHLAP, the scholarships were targeted at Oklahoma’s Promise-OHLAP students with the greatest financial need.

OHLAP-Plus awards were not made in the Fall 2005, however payment resumed during the Spring 2006 and Summer 2006 semesters. The program will be phased out provided additional funding does not become available. Only OHLAP participants graduating high school in 2002 and prior years were eligible for the OHLAP-Plus scholarship. The remaining funds available for the award in 2005-06 were sufficient to continue paying the award to those OHLAP college students who had previously received the award.

Amount of the Scholarship: In 2005-06, the GEAR UP funds allowed an eligible OHLAP student to receive an additional award that doubled the amount of their regular OHLAP scholarship (hence the name OHLAP-Plus). For example, an OHLAP student who received a \$1,500 regular OHLAP scholarship could receive another \$1,500 OHLAP-Plus scholarship from the GEAR UP grant for a total of \$3,000.

2005-06 Student Eligibility Requirements: The OHLAP-Plus eligibility criteria were modified in 2002-03 due to the dramatic increase in the number of OHLAP students. An additional limitation requiring students to have an EFC (Expected Family Contribution) of \$1,000 or less was implemented to ensure that available funds would be focused on students with the greatest financial need. This was carried over to the 2003-04 and 2004-05 years. In 2005-06 the qualifying EFC was increased to \$3,850. To receive the OHLAP-Plus award in 2005-06, the student had to meet the following criteria:

- Graduated high school in 2002 or earlier
- Received a regular OHLAP award
- Received a federal Pell grant award (which is need-based) with an EFC of \$3,850 or less
- Had remaining unmet need within their defined “cost of attendance.” For example, the OHLAP-Plus awards could substitute for student loans.

Highlights:

- Around 7% of the OHLAP college students received an OHLAP-Plus award in 2005-06 — nearly \$ 724,000 was distributed to just over 755 students.
- Approximately 91% of OHLAP-Plus students attended the public research and regional universities; about 6% attended public two-year colleges; and about 3% attended private universities.

**Oklahoma's Promise - Oklahoma Higher Learning Access Program
2005-06 Scholarships**

Institution	Fall 2005		Spring 2006		Summer 2006	
	\$ Amount	# of Students	\$ Amount	# of Students	\$ Amount	# of Students
Public Research Universities						
Oklahoma State Univ.	\$ 2,504,494.05	1686	\$ 2,375,918.05	1588	\$ 226,795.15	408
Univ. of Oklahoma/OUHSC	\$ 1,823,571.00	1341	\$ 1,691,723.40	1253	\$ 195,760.80	498
Subtotal	\$ 4,328,065.05	3027	\$ 4,067,641.45	2841	\$ 422,555.95	906
Public Regional Universities						
Cameron University	\$ 348,649.00	358	\$ 338,402.00	344	\$ 55,126.00	147
East Central Univ.	\$ 543,456.73	533	\$ 476,280.24	474	\$ 69,800.08	172
Langston University	\$ 125,973.00	127	\$ 119,609.50	118	\$ 10,734.00	28
Northeastern State Univ.	\$ 807,577.00	754	\$ 757,152.20	710	\$ 71,252.00	179
Northwestern Okla. State Univ.	\$ 232,323.00	201	\$ 223,518.00	196	\$ 30,026.00	80
Okla. Panhandle State Univ.	\$ 76,861.20	65	\$ 72,063.20	64	\$ 5,609.20	15
Rogers State Univ.	\$ 252,015.00	256	\$ 220,207.00	232	\$ 27,132.00	70
Southeastern Okla State Univ.	\$ 508,131.40	506	\$ 452,909.70	458	\$ 69,093.05	196
Southwestern Okla State Univ.	\$ 821,809.17	710	\$ 777,785.00	658	\$ 85,435.25	188
SWOSU-Sayre	\$ 65,991.51	59	\$ 65,310.00	59	\$ 7,221.00	16
Univ. of Central Oklahoma	\$ 1,401,794.67	1108	\$ 1,291,443.57	1041	\$ 138,939.90	295
Univ. of Science and Arts of Okla.	\$ 177,326.00	156	\$ 164,593.00	145	\$ 63,080.00	67
Subtotal	\$ 5,361,907.68	4833	\$ 4,959,273.41	4499	\$ 633,448.48	1453
Public Community Colleges						
Carl Albert State College	\$ 151,016.20	212	\$ 143,524.50	211	\$ 17,646.00	72
Connors State College	\$ 107,584.70	139	\$ 97,435.90	129	\$ 12,198.30	54
Eastern Oklahoma State College	\$ 167,016.20	181	\$ 146,661.85	154	\$ 16,057.80	54
Murray State College	\$ 155,749.85	169	\$ 138,504.00	150	\$ 20,765.00	55
Northeastern Oklahoma A&M Coll.	\$ 138,636.68	215	\$ 120,180.14	178	\$ 13,764.30	59
Northern Oklahoma College	\$ 192,933.60	316	\$ 174,921.60	284	\$ 13,588.80	66
Oklahoma City Community College	\$ 187,645.75	338	\$ 177,984.30	320	\$ 41,024.75	166
Redlands Community College	\$ 88,642.00	143	\$ 76,682.00	128	\$ 15,916.00	68
Rose State College	\$ 119,542.80	257	\$ 149,452.20	320	\$ 37,588.20	160
Seminole State College	\$ 106,299.00	173	\$ 97,510.50	155	\$ 10,927.50	44
Tulsa Community College	\$ 267,393.20	468	\$ 244,497.00	440	\$ 53,536.00	222
Western Oklahoma State College	\$ 80,934.00	126	\$ 77,071.00	123	\$ 12,643.00	55
Subtotal	\$ 1,763,393.98	2737	\$ 1,644,424.99	2592	\$ 265,655.65	1075
Public Technical Branches						
OSU Tech - Oklahoma City	\$ 126,746.00	182	\$ 114,617.50	161	\$ 38,862.00	127
OSU Tech - Okmulgee	\$ 194,035.00	190	\$ 188,976.50	184	\$ 120,664.00	124
Subtotal	\$ 320,781.00	372	\$ 303,594.00	345	\$ 159,526.00	251

(continued on next page)

Institution	Fall 2005		Spring 2006		Summer 2006	
	\$ Amount	# of Students	\$ Amount	# of Students	\$ Amount	# of Students
Independent/Private Colleges and Universities						
Bacone College	\$ 40,527.00	35	\$ 30,099.00	27	\$ 3,081.00	9
Community Care College	\$ -	0	\$ 700.00	2	\$ 4,900.00	3
Heritage College	\$ 12,000.00	8	\$ 10,500.00	7	\$ 9,000.00	6
Hillsdale Free Will Baptist College	\$ 22,041.00	18	\$ 21,962.00	18	\$ -	0
ITT	\$ -	0	\$ 1,422.00	1	\$ 1,422.00	1
Metropolitan College, Tulsa	\$ 2,499.00	2	\$ 1,659.00	1	\$ -	0
Mid-America Christian University	\$ 16,669.00	15	\$ 13,193.00	12	\$ -	0
Oklahoma Baptist University	\$ 140,620.00	113	\$ 128,770.00	109	\$ 3,792.00	11
Oklahoma Christian University	\$ 80,106.00	68	\$ 77,183.00	66	\$ 8,137.00	19
Oklahoma City University	\$ 116,367.00	98	\$ 112,022.00	94	\$ 13,430.00	25
Okla. Wesleyan University	\$ 33,180.00	28	\$ 26,070.00	22	\$ -	0
Oral Roberts University	\$ 37,406.50	31	\$ 36,063.50	30	\$ 474.00	2
Platt College	\$ 5,750.00	6	\$ 3,000.00	3	\$ 4,000.00	4
Southern Nazarene University	\$ 57,354.00	48	\$ 60,830.00	52	\$ 474.00	1
Spartan Schl of Aeronautics	\$ 11,431.00	9	\$ 8,307.00	7	\$ 4,828.00	4
St. Gregory's University	\$ 21,567.00	17	\$ 20,224.00	16	\$ 553.00	1
Southwestern Christian University	\$ 12,166.00	11	\$ 10,902.00	9	\$ -	0
Tulsa Welding School	\$ 6,390.00	3	\$ -	0	\$ -	0
University of Phoenix	\$ -	0	\$ 948.00	1	\$ 948.00	1
University of Tulsa	\$ 174,438.00	118	\$ 159,984.00	109	\$ 4,752.00	9
Vatterott College	\$ 3,300.00	4	\$ 3,300.00	4	\$ -	0
Subtotal	\$ 793,811.50	632	\$ 727,138.50	590	\$ 59,791.00	96
State Career-Technology Centers						
Autry Technology Ctr	\$ 3,750.00	5	\$ 2,153.00	4	\$ -	0
Caddo Kiowa TC	\$ 2,250.00	3	\$ 750.00	1	\$ -	0
Gordon Cooper Technology Ctr	\$ 3,000.00	4	\$ 3,000.00	4	\$ -	0
Great Plains Technology Ctr	\$ 2,250.00	3	\$ 2,250.00	3	\$ -	0
High Plains TC	\$ 750.00	1	\$ 750.00	1	\$ 750.00	1
Indian Capital TC	\$ 750.00	1	\$ 750.00	1	\$ -	0
Kiamichi Technology Ctr	\$ 9,075.00	15	\$ 7,125.00	12	\$ -	0
Meridian TC	\$ 4,875.00	9	\$ 3,375.00	6	\$ -	0
Metro Tech	\$ 1,500.00	2	\$ 750.00	1	\$ -	0
Moore-Norman TC	\$ 375.00	1	\$ 375.00	1	\$ 375.00	1
Northeast Technology Ctr., Kansas	\$ 400.00	1	\$ 400.00	1	\$ -	0
Northwest TC, Alva	\$ 375.00	1	\$ -	0	\$ -	0
Pioneer Technology Ctr	\$ 750.00	1	\$ 1,500.00	2	\$ 750.00	1
Southwest Technology Ctr	\$ 750.00	1	\$ 750.00	1	\$ -	0
Tulsa Tech	\$ 375.00	1	\$ 375.00	1	\$ -	0
Subtotal	\$ 31,225.00	49	\$ 24,303.00	39	\$ 1,875.00	3
Totals*	\$ 12,599,184.21	11,650	\$ 11,726,375.35	10,906	\$ 1,542,852.08	3784
Unduplicated student totals		11,444		10,707		3,560

*Totals contain a duplicate number of students due to students enrolling at more than one institution.

2006 Oklahoma's Promise-OHLAP "State Champion" High Schools

(most Oklahoma's Promise-OHLAP graduates; number shown in parenthesis)

<u>Class</u>	<u>2006 Graduates*</u>	<u>10-Yr Total ('96-'06)*</u>
B Champs Runner-Up	Granite & Medford (11) Coyle (9)	Buffalo (70) Coyle (52)
A Champs Runner-Up	Pioneer (20) Waurika (15)	Depew (78) Timberlake (76)
2A Champs Runner-Up	Hinton (19) Carnegie (17)	Sayre (104) Hollis (103)
3A Champs Runner-Up	Henryetta (28) Alva (26)	Fairview (140) Eufaula (109)
4A Champs Runner-Up	Northeast Academy - OKC (43) Locust Grove (40)	Broken Bow (180) Northeast Academy (175)
5A Champs Runner-Up	Northwest Classen - OKC (48) Durant (47)	McAlester (205) Shawnee (168)
6A Champs Runner-Up	Putnam City (78) Broken Arrow (76)	Tahlequah (238) Putnam City (226)

*Total graduates determined as of 11/9/06.

**Oklahoma's Promise - OHLAP Students
By County and High School**

County/High School	Graduates					
	96-'01	'02	'03	'04	'05	'06
Adair County						
WATTS HS	0	0	5	5	9	6
WESTVILLE HS	5	3	11	15	16	14
STILWELL HS	24	8	28	29	38	21
STILWELL ALTERNATIVE	0	0	0	0	1	0
CAVE SPGS HS	3	0	0	3	4	1
COOKSON HILLS CHRISTIAN	7	5	3	7	3	2
Alfalfa County						
BURLINGTON HS	9	1	3	3	4	5
CHEROKEE HS	1	2	8	19	13	12
TIMBERLAKE HS	27	3	17	14	7	11
Atoka County						
STRINGTOWN HS	9	2	9	6	7	5
ATOKA HS	14	8	23	25	23	16
TUSHKA HS	20	6	13	15	15	11
CANEY HS	1	2	3	5	1	5
Beaver County						
BEAVER HS	0	0	1	3	1	4
BALKO HS	0	0	2	6	2	3
FORGAN HS	4	0	1	2	1	0
TURPIN HS	6	1	8	4	7	11
Beckham County						
MERRITT HS	1	6	9	4	4	5
ELK CITY HS	12	3	16	23	23	25
SAYRE HIGH SCHOOL	53	11	6	18	11	13
CARTER HS	4	0	0	0	0	0
ERICK HS	12	1	7	4	7	3
Blaine County						
OKEENE JR & SR HS (SR)	10	5	6	12	9	6
WATONGA HS	24	2	12	18	18	14
GEARY JR & SR HS (SR)	6	2	2	5	8	10
CANTON SR HS	8	2	10	9	5	11
Bryan County						
SILO HS	1	2	5	15	6	9
ROCK CREEK HS	4	5	10	13	10	10
ACHILLE HS	0	4	9	10	8	7
COLBERT JR & SR HS (SR)	7	3	17	18	16	13
CADDO HS	4	0	2	7	3	11
BENNINGTON SR HS	7	1	5	5	7	7
CALERA HS	1	6	6	6	17	12
DURANT HS	21	10	30	30	31	47
VICTORY LIFE ACADEMY	0	0	0	0	2	6
Caddo County						
RIVERSIDE INDIAN SCHOOL	0	1	0	1	1	3
HYDRO HS	0	0	0	0	0	0
HYDRO-EAKLY HS	2	3	6	19	12	6
LOOKEBA-SICKLES HS	7	1	3	7	9	6
ANADARKO HS	39	15	26	27	22	34
CARNEGIE HS	18	7	13	14	10	17
BOONE-APACHE HS	16	8	17	12	10	5
CYRIL HS	4	0	1	4	8	3
GRACEMONT HS	0	0	3	3	3	0
EAKLY HS	3	0	0	0	0	0
CEMENT HS	1	4	5	7	6	6

County/High School	Graduates					
	96-'01	'02	'03	'04	'05	'06
Caddo County (cont.)						
HINTON HS	2	2	15	11	12	19
FT COBB-BROXTON HS	6	4	8	4	9	5
BINGER-ONEY HS	6	2	7	9	8	6
Canadian County						
PIEDMONT HS	1	0	6	9	14	13
YUKON HS	4	8	15	23	18	33
EL RENO HS	19	7	25	28	25	38
UNION CITY HS	4	1	1	5	3	1
MUSTANG HS	11	7	49	44	32	66
CALUMET HS	2	2	4	5	8	1
SW COVENANT CHRISTIAN	0	0	0	2	0	1
Carter County						
ARDMORE HS	19	10	22	30	28	17
SPRINGER HS	0	1	0	1	0	2
PLAINVIEW HS - ARDMORE	8	3	7	6	8	7
LONE GROVE HIGH SCHOOL	28	3	9	7	19	9
WILSON HS - WILSON	5	2	10	5	5	8
HEALDTON HS	1	3	1	4	9	6
FOX HS	1	3	5	3	4	2
DICKSON HS	3	6	14	16	13	13
BEAVERS ADVENTIST	0	0	0	0	0	0
Cherokee County						
SEQUOYAH HS - TAHLEQUAH	4	3	8	10	3	10
KEYS HS	0	0	0	0	6	9
HULBERT HS	2	3	4	5	8	6
TAHLEQUAH HS	22	30	50	54	38	44
TAHLEQUAH ALTERNATIVE	0	0	1	0	0	0
MARKOMA CHRISTIAN	0	0	0	0	1	0
Choctaw County						
BOSWELL SR HS	1	5	5	9	12	6
FT TOWSON HS	4	3	6	14	5	6
SOPER HS	0	2	3	5	8	4
HUGO HS	13	7	26	25	19	28
GOODLAND CHRISTIAN	0	0	0	2	0	0
Cimaron County						
BOISE CITY HS	7	3	10	14	12	5
FELT HS	3	2	3	1	2	2
KEYES HS	0	0	3	1	7	2
Cleveland County						
BRINK JR HS	0	0	0	0	0	0
MOORE HS	15	13	37	39	51	42
WESTMOORE HIGH SCHOOL	11	6	19	40	37	68
NORMAN HS	23	14	30	41	52	53
NORMAN HS NORTH	4	7	20	41	33	37
LELAND WOLF HS-(OK.YOUTH)	0	0	0	0	0	0
NOBLE HS	13	8	20	18	20	23
LEXINGTON HS	2	3	9	9	11	14
LITTLE AXE HS	4	1	8	8	11	8
OU INDEPENDENT LEARNING	0	0	0	0	0	0
COMMUNITY CHRISTIAN	0	0	1	3	2	4
CLEVELAND CNTY INTER	0	0	0	0	0	0

County/High School	Graduates					
	96-'01	'02	'03	'04	'05	'06
Coal County						
COALGATE HS	2	6	13	18	17	9
TUPELO HS	3	2	5	4	6	4
OLNEY HS	4	0	1	2	2	0
Comanche County						
CACHE SR HS	6	1	5	6	10	8
INDIAHOMA HS	1	1	3	1	0	5
STERLING HS	0	5	3	9	2	6
GERONIMO HS	1	3	7	5	7	7
EISENHOWER HS	17	6	42	27	47	45
LAWTON HS	23	15	27	30	31	42
MAC ARTHUR HIGH SCHOOL	19	2	17	14	25	34
TAFT ALTERNATIVE	0	0	0	0	0	0
FLETCHER JR & SR HS (SR)	3	3	9	12	13	10
ELGIN HS	2	2	8	7	5	15
CHATTANOOGA HS	0	2	5	3	3	7
LAWTON CHRISTIAN SCHOOL	0	0	0	0	2	1
Cotton County						
WALTERS HS	6	4	15	18	22	16
TEMPLE HS	0	1	5	1	1	3
BIG PASTURE HS	0	0	1	2	3	3
Craig County						
WHITE OAK HS	2	1	1	1	3	1
KETCHUM HS	13	5	9	10	9	14
WELCH JR & SR HS (SR)	2	0	0	6	4	13
BLUEJACKET HS	1	0	1	1	4	0
VINITA HS	6	2	5	11	20	17
Creek County						
BRISTOW HS	27	9	23	20	24	30
MANNFORD HS	24	7	16	24	30	33
MOUNDS HS	8	0	8	5	1	7
OLIVE JR & SR HS (SR)	10	4	3	11	8	8
KIEFER HS	2	0	6	2	5	4
OILTON HS	0	0	3	7	2	3
DEPEW HS	22	5	12	11	16	13
KELLYVILLE HS	1	2	1	4	6	5
SAPULPA HS	7	9	24	43	39	38
BARTLETT ALTERNATIVE	0	0	0	0	0	0
DRUMRIGHT HS	2	3	4	7	11	6
Custer County						
ARAPAHO JR & SR HS (SR)	5	1	6	3	5	3
THOMAS HS	8	5	10	12	15	6
WEATHERFORD HS	19	2	14	18	21	18
BUTLER HS	7	1	2	0	0	1
CLINTON HS	4	8	25	34	33	24
Delaware County						
JAY HS	3	5	14	21	19	14
GROVE HS	25	2	31	19	17	9
KANSAS HS	5	6	15	18	14	18
COLCORD HS	10	3	2	12	9	11
OAKS MISSION HS	2	1	1	7	11	7
Dewey County						
VICI JR & SR HS (SR)	8	0	3	5	8	2
SEILING HS	12	0	5	14	12	13
TALOGA HS	0	2	3	3	0	2

County/High School	Graduates					
	96-'01	'02	'03	'04	'05	'06
Ellis County						
FARGO HS	6	0	4	3	2	5
ARNETT HS	9	1	2	1	5	2
GAGE HS	5	1	0	3	3	0
SHATTUCK HS	9	3	0	4	6	4
Garfield County						
WAUKOMIS HS	0	1	2	2	1	4
KREMLIN HS	3	0	8	5	6	6
CHISHOLM HS	7	0	12	12	3	13
GARBER HS	3	1	5	3	10	5
PIONEER-PLEASANT VALE	14	7	5	16	11	20
ENID HS	37	11	51	38	38	50
LINCOLN ALTERNATIVE	0	0	0	0	0	0
DRUMMOND HS	2	0	8	0	2	3
COVINGTON-DOUGLAS HS	7	2	5	4	4	8
OKLA BIBLE ACADEMY	3	0	4	7	3	3
Garvin County						
STRATFORD JR & SR HS (SR)	8	5	7	10	7	11
PAOLI HS	6	2	3	1	4	2
MAYSVILLE JR & SR HS (SR)	7	3	7	8	9	7
LINDSAY HS	5	0	6	1	10	6
PAULS VALLEY HS	13	9	23	17	14	23
WYNNEWOOD HS	13	5	12	7	11	7
ELMORE CITY JR & SR HS	5	1	4	5	1	10
Grady County						
CHICKASHA HS	13	5	7	16	38	19
MINCO HS	7	3	8	7	5	7
NINNEKAH HS	1	0	4	5	5	6
ALEX JR & SR HS (SR)	4	2	7	5	6	4
RUSH SPRINGS HS	5	4	4	9	6	4
BRIDGE CREEK HS	1	2	5	4	5	8
TUTTLE HS	3	0	3	8	15	7
VERDEN HS	2	0	3	4	2	0
AMBER-POCASSET JR&SR HS	0	4	5	11	4	10
Grant County						
WAKITA HS	4	4	2	3	2	3
MEDFORD HS	5	4	6	2	5	11
POND CREEK-HUNTER HS	5	4	1	8	6	14
DEER CREEK-LAMONT HS	3	0	8	7	5	3
Greer County						
LAKESIDE HS	0	0	0	0	0	0
MANGUM HS	6	7	9	12	10	15
GRANITE JR & SR HS (SR)	10	0	8	7	9	11
Harmon County						
HOLLIS HS	35	12	21	12	17	15
Harper County						
LAVERNE HS	8	9	9	11	6	8
BUFFALO JR & SR HS (SR)	22	7	8	13	19	4
Haskell County						
KINTA HS	1	1	3	2	1	0
STIGLER HS	6	4	7	9	16	13
MC CURTAIN HS	3	3	4	3	9	4
KEOTA HS	8	2	11	5	2	7

County/High School	Graduates					
	96-'01	'02	'03	'04	'05	'06
Hughes County						
MOSS HS	14	0	8	3	11	4
WETUMKA HS	3	2	1	4	1	4
DUSTIN HS	5	0	0	3	2	2
HOLDENVILLE HS	11	11	20	23	14	9
CALVIN HS	10	3	4	4	4	3
STUART HS	14	1	5	2	7	4
Jackson County						
NAVAJO HS	8	1	7	7	3	9
DUKE HS	1	1	3	7	5	2
ALTUS HS	12	11	19	24	28	28
ELDORADO HS	0	2	2	3	6	1
OLUSTEE HS	0	5	5	3	4	5
BLAIR HS	1	2	10	9	5	4
Jefferson County						
RYAN HS	3	2	1	9	5	7
RINGLING HS	11	8	6	7	7	7
WAURIKA HS	7	6	12	11	14	15
Johnston County						
MILL CREEK HS	2	0	1	1	1	1
TISHOMINGO HS	5	2	7	9	8	19
MILBURN HS	0	6	8	4	4	3
COLEMAN HS	0	0	3	2	4	6
WAPANUCKA HS	1	2	0	4	5	4
Kay County						
BRAMAN HS	1	1	1	0	3	2
NEWKIRK SR HS	7	5	7	8	6	4
BLACKWELL HS	11	9	9	13	12	16
PONCA CITY HS	12	10	25	28	48	31
TONKAWA JR & SR HS (SR)	4	3	8	10	14	12
Kingfisher County						
DOVER HS	1	1	3	4	3	6
LOMEGA HS	11	4	5	7	6	3
KINGFISHER HIGH SCHOOL	13	5	12	12	16	19
HENNESSEY HS	4	0	14	9	17	11
CASHION HS	3	0	2	4	1	1
OKARCHE HS	1	0	1	10	8	4
Kiowa County						
HOBART HS	19	5	17	14	10	15
LONE WOLF HS	1	1	6	2	1	2
MOUNTAIN VIEW-GOTEBO HS	30	3	10	12	13	11
SNYDER HS	4	4	9	7	10	11
Latimer County						
WILBURTON HS	0	3	3	5	7	3
RED OAK HS	1	0	0	4	3	6
BUFFALO VALLEY H S	5	1	1	0	2	2
PANOLA HS	2	1	0	1	1	0
LeFlore County						
SPIRO HS	6	4	7	11	11	14
HEAVENER HS	0	3	5	8	4	9
POCOLA HS	2	1	2	3	1	5
LE FLORE HS	12	1	1	3	5	4
CAMERON HS	7	2	4	7	6	7
PANAMA SR HS	1	0	2	7	5	9
BOKOSHE JR & SR HS (SR)	10	0	6	1	4	3
POTEAU HS	3	1	9	9	13	10

County/High School	Graduates					
	96-'01	'02	'03	'04	'05	'06
LeFlore County (cont.)						
WISTER HS	5	2	3	5	7	5
TALIHINA HS	4	1	8	12	9	8
WHITESBORO HS	2	0	1	1	3	3
HOWE HS	0	3	1	1	2	7
ARKOMA JR & SR HS (SR)	4	0	0	1	0	2
Lincoln County						
CHANDLER HS	9	2	7	12	14	16
DAVENPORT JR-SR HS	10	2	2	3	4	4
WELLSTON HS	1	0	4	7	8	4
STROUD HS	10	3	6	16	13	7
MEEKER HS	22	3	8	7	13	16
PRAGUE SR HS	2	1	10	10	6	12
CARNEY HS	5	2	2	2	5	8
AGRA HS	5	2	8	5	4	7
Logan County						
GUTHRIE HS	7	1	6	14	23	18
CRESCENT MID & SR HS (SR)	3	0	5	9	2	10
MULHALL-ORLANDO HS	6	0	0	3	3	4
COYLE HS	7	9	8	6	14	9
Love County						
THACKERVILLE HS	2	0	3	4	3	5
TURNER HS	4	2	0	7	3	1
MARIETTA HS	8	0	5	11	7	12
Major County						
RINGWOOD HS	2	1	6	5	4	3
ALINE-CLEO SPGS HS	15	1	5	1	3	4
FAIRVIEW HS	48	13	21	19	27	17
CIMARRON HS	11	1	8	2	1	7
Marshall County						
MADILL HS	9	4	11	15	7	16
KINGSTON HS	0	1	15	9	10	16
Mayes County						
PRYOR HS	22	2	14	26	19	20
ADAIR HS	9	7	13	10	18	11
SALINA HS	7	1	5	14	11	13
LOCUST GROVE H S	52	8	25	23	18	40
CHOUTEAU HS	6	2	1	7	4	6
BRADFORD CHRISTIAN	2	0	0	0	1	1
McClain County						
NEWCASTLE HS	6	2	4	8	10	5
DIBBLE HIGH SCHOOL	2	1	7	5	7	11
WASHINGTON HS	9	0	2	8	2	8
WAYNE HS	3	7	4	9	9	11
PURCELL HS	10	2	9	11	7	8
BLANCHARD HS	8	4	6	12	15	11
MEMORIAL CHRISTIAN	0	0	0	0	0	0
McCurtain County						
IDABEL HS	14	8	22	11	21	10
HAWORTH HS	2	7	6	9	6	11
VALLIANT HS	23	7	13	16	17	11
EAGLETOWN HS	5	1	8	5	2	4
SMITHVILLE HS	1	3	5	4	1	0
WRIGHT CITY H S	7	1	9	10	9	12
BATTIEST JR & SR HS (SR)	2	5	7	9	4	5
BROKEN BOW HS	16	13	40	43	31	39

County/High School	Graduates					
	96-'01	'02	'03	'04	'05	'06
McIntosh County						
EUFAULA HS	17	11	23	19	27	12
CHECOTAH HS	10	3	24	17	25	18
MIDWAY HS	1	0	0	0	3	2
HANNA HS	6	3	1	4	1	0
Murray County						
OKLA SCH FOR DEAF	2	0	0	3	0	4
SULPHUR HS	23	9	19	26	19	16
DAVIS HS	6	4	12	7	10	2
Muskogee County						
PARKVIEW-OK SCH FOR	0	0	3	2	0	0
HASKELL JR & SR HS (SR)	2	0	13	10	6	11
FT GIBSON HS	11	2	23	15	11	24
BOYNTON HS	1	0	0	0	1	0
WEBBERS FALLS JR&SR HS	5	3	2	10	6	3
OKTAHA HS	2	2	6	7	5	5
MUSKOGEE HS	12	8	32	28	61	37
HILLDALE HS	1	2	6	9	9	15
BRAGGS HS	2	0	2	1	3	0
WARNER HS	0	7	6	7	3	7
PORUM HS	0	0	12	12	9	9
BOULEVARD CHRISTIAN	0	0	0	1	1	0
Noble County						
PERRY HS	6	0	8	8	9	10
BILLINGS HS	0	1	4	3	1	3
FRONTIER HS	1	1	8	11	9	4
MORRISON HS	7	0	7	6	2	7
Nowata County						
OKLAHOMA UNION HS	2	2	3	11	3	5
NOWATA HS	3	2	3	11	6	10
S COFFEYVILLE HS	0	0	1	0	1	0
Okfuskee County						
MASON HS	1	4	3	3	10	6
BOLEY HS	3	1	0	0	0	0
PADEN HS	8	1	5	4	7	6
OKEMAH HS	8	1	2	9	10	9
WELEETKA HS	1	0	5	3	3	3
GRAHAM HS	1	0	0	0	2	1
Oklahoma County						
HOME SCHOOL	0	0	0	0	0	1
PUTNAM CITY HS	21	6	24	46	53	78
PUTNAM CITY NORTH HS	1	5	33	40	38	58
PUTNAM CITY WEST HS	20	5	28	28	38	44
PUTNAM CITY ACADEMY	0	1	3	2	1	0
LUTHER HIGH SCHOOL	3	0	6	7	7	10
CHOCTAW HS	11	2	9	17	38	30
DEER CREEK HS	0	0	7	8	5	13
HARRAH HS	4	2	14	13	20	21
JONES HS	2	7	13	11	14	12
EDMOND MEMORIAL HS	2	2	18	16	18	25
EDMOND NORTH HS	4	9	8	18	16	25
EDMOND SANTA FE	3	4	15	38	25	31
BOULEVARD ACADEMY	0	0	0	0	0	0
MILLWOOD HS	10	6	12	8	13	14
WESTERN HGTS HS	47	16	21	14	13	26

County/High School	Graduates					
	96-'01	'02	'03	'04	'05	'06
Oklahoma County (cont.)						
CARL ALBERT HS	9	3	18	15	27	31
DEL CITY HS	23	10	32	45	37	32
MIDWEST CITY HS	17	13	19	40	36	44
MID DEL ALT ACADEMY	0	0	0	0	0	0
CROOKED OAK HS	11	4	12	8	12	6
BETHANY HS	5	1	21	13	7	7
EISENHOWER MID SCH	0	0	0	0	0	0
KIPP ACADEMY	0	0	0	0	0	0
ABOUT FACE ACADEMY	0	0	0	0	0	0
CAPITOL HILL HS	5	15	4	10	7	4
CLASSEN HS/ADV.	16	10	29	26	23	25
DOUGLASS HS	15	7	15	21	12	11
EMERSON ALT. ED. CTR.	2	1	0	0	2	4
SAVE ACADEMY	0	0	0	0	0	0
U. S. GRANT HS	30	8	13	12	17	30
JOHN MARSHALL HS	24	5	28	26	28	24
NORTHEAST ACAD. OF	19	9	30	34	42	43
NORTHWEST CLASSEN HS	30	13	23	24	30	48
SOUTHEAST HS	29	19	33	34	24	35
STAR SPENCER HS	4	8	13	6	5	11
DUNJEE ACADEMY	0	0	0	0	0	0
PATHWAYS MIDDLE	0	0	0	0	3	7
JUSTICE AW SEEWORTH	0	0	0	0	0	2
ASTEC CHARTER	0	0	0	0	0	10
DOVE SCIENCE ACAD - OKC	0	0	0	0	0	13
JOHN WESLEY	0	0	0	0	1	0
SANTA FE SOUTH	0	0	0	0	18	18
HARDING CHRTR PREP	0	0	0	0	0	0
HARDING FINE ARTS CTR	0	0	0	0	0	0
KINGSPARK BAPTIST	0	0	0	0	0	0
NEW LIFE CHRISTIAN	0	0	0	0	0	2
HERITAGE HALL UPPER SCH	0	0	0	1	2	1
MT ST MARYS HS	2	2	8	5	8	8
BISHOP MC GUINNESS	1	0	11	7	7	5
CHRISTIAN HERITAGE	0	0	3	3	2	7
GRACE CHRISTIAN ACADEMY	0	0	1	4	0	0
CASADY SCHOOL	0	0	1	1	0	0
OKLAHOMA CHRISTIAN	0	0	1	1	3	5
OKLAHOMA CHRISTIAN	0	0	0	1	2	1
MID-DEL CHRISTIAN SCHOOL	0	0	0	1	0	4
LIFE CHRISTIAN ACADEMY	0	0	0	1	0	0
HARVEST CHRISTIAN	0	0	1	0	1	0
FAITH ACADEMY CHRISTIAN	0	0	0	0	0	0
OKLA SCHOOL OF SCIENCE & TECH	14	5	9	16	10	15
Okmulgee County						
OKMULGEE HS	27	8	13	13	14	12
HENRYETTA HS	0	1	4	13	15	28
MORRIS HS	6	2	10	12	19	21
BEGGS HS	5	7	7	14	18	13
PRESTON HS	16	6	7	3	8	10
SCHULTER HS	0	0	0	2	4	6
WILSON HS - HENRYETTA	6	0	1	3	5	7
DEWAR JR & SR HS (SR)	1	1	1	10	9	6

County/High School	Graduates					
	96-'01	'02	'03	'04	'05	'06
Osage County						
PAWHUSKA HS	13	14	17	28	10	14
SHIDLER JR & SR HS (SR)	6	1	1	4	1	1
BARNSDALL JR & SR HS (SR)	2	1	3	10	1	4
WYNONA HS	1	0	0	1	2	2
HOMINY HS	6	0	11	7	7	16
PRUE HS	4	1	1	1	2	3
WOODLAND HS	6	7	9	12	6	11
Ottawa County						
WYANDOTTE JR & SR HS (SR)	5	3	5	9	7	5
QUAPAW HS	1	0	4	3	9	7
PICHER-CARDIN JR&SR HS	7	1	3	5	5	3
COMMERCE HS	5	1	6	4	7	9
MIAMI HS	7	1	18	17	25	23
AFTON HS	8	3	6	5	3	6
FAIRLAND HS	6	1	12	3	10	5
Pawnee County						
PAWNEE HS	10	0	6	8	9	10
CLEVELAND HS	14	3	23	21	24	33
Payne County						
RIPLEY HS	12	3	12	7	4	6
STILLWATER HS	19	15	32	39	49	34
LINCOLN	0	1	1	2	0	1
PERKINS-TRYON HS	12	6	17	14	8	15
CUSHING HS	4	2	17	7	15	13
GLENCOE HS	1	0	6	7	8	4
YALE HS	5	9	10	10	8	13
Pittsburg County						
HARTSHORNE HS	8	5	7	1	5	7
CANADIAN HS	6	5	4	10	4	8
HAILEYVILLE HS	2	3	6	2	2	7
KIOWA JR & SR HS (SR)	4	0	3	11	7	8
QUINTON HS	9	2	11	6	13	10
INDIANOLA HS	3	1	10	3	6	7
CROWDER HS	15	2	5	4	8	5
SAVANNA HS	1	0	6	1	10	10
PITTSBURG HS	1	0	3	5	3	2
MC ALESTER HS	62	10	23	38	41	39
KEY ACADEMY	0	0	0	0	1	0
LAKEWOOD CHRISTIAN	0	0	0	0	0	1
Ponotoc County						
ALLEN HS	6	6	10	6	5	10
VANOSS HS	1	1	7	11	19	11
BYNG HS	14	9	18	29	16	13
ADA HS	9	3	7	5	18	14
MC LISH HS	2	3	2	2	0	0
LATTA HS	12	2	4	7	10	10
STONEWALL HS	3	2	6	6	5	7
ROFF HS	8	3	6	8	13	5
Pottawatomie County						
MC LOUD HS	6	2	16	10	19	24
DALE HIGH SCHOOL	3	0	15	4	6	9
BETHEL HS	1	2	3	5	13	10
MACOMB HS	9	4	3	2	9	5
EARLSBORO HS	4	3	5	0	1	0
TECUMSEH HS	5	3	15	26	21	18

County/High School	Graduates					
	96-'01	'02	'03	'04	'05	'06
Pottawatomie County (cont.)						
SHAWNEE HS	26	22	21	45	29	31
SHAWNEE ALT HS	1	0	0	0	0	0
ASHER HS	10	1	1	4	1	2
WANETTE HS	5	1	5	3	6	7
MAUD SR HS	4	3	4	5	1	3
LIBERTY ACADEMY	0	0	1	0	0	1
FAMILY OF FAITH CHRISTIAN	0	0	0	1	0	1
Pushmataha County						
RATTAN HS	7	5	6	5	7	9
CLAYTON HS	9	4	2	9	10	7
ANTLERS HS	6	5	20	17	23	20
MOYERS HS	0	0	6	0	8	1
Roger Mills County						
LEEDEY HS	19	7	5	4	7	3
REYDON HS	2	1	1	6	1	5
CHEYENNE HS	5	2	2	4	3	4
SWEETWATER HS	2	1	2	2	1	3
HAMMON HS	7	2	7	1	4	3
Rogers County						
CLAREMORE HS	11	3	18	17	16	25
CATOOSA HIGH SCHOOL	3	0	5	15	7	13
CHELSEA HS	3	2	4	11	4	9
OLOGAH-TALALA HS	2	4	6	15	12	13
INOLA HS	1	0	5	9	15	14
SEQUOYAH HS - CLAREMORE	2	1	6	4	2	8
FOYIL HS	1	1	5	2	7	4
VERDIGRIS HS	1	0	3	11	9	7
CLAREMORE CHRISTIAN	0	0	0	0	0	1
Seminole County						
SEMINOLE HS	10	5	8	12	12	15
WEWOKA HS	3	4	7	10	7	10
BOWLEGS HIGH SCHOOL	4	1	5	2	8	2
KONAWA HS	9	7	9	16	11	14
NEW LIMA HS	1	1	1	3	1	2
VARNUM HS	7	0	6	2	11	4
SASAKWA HS	0	0	0	5	3	3
STROTHER HS	5	3	2	5	8	5
BUTNER HS	5	2	4	1	6	4
Sequoyah County						
SALLISAW HS	18	7	6	17	17	25
VIAN HS	4	5	17	12	9	16
MULDROW HS	7	7	15	19	12	19
GANS HS	0	2	4	4	3	5
ROLAND HS	4	2	9	7	22	20
GORE HS	9	5	12	14	9	10
CENTRAL HS-SALLISAW	1	1	6	10	8	10
Stephens County						
DUNCAN HS	5	3	14	27	17	29
COMANCHE HS	3	0	15	9	12	13
MARLOW HS	3	4	13	6	17	14
VELMA-ALMA HS	6	3	8	8	9	12
EMPIRE HS	6	5	10	9	7	8
CENTRAL HS-MARLOW	0	0	3	6	7	2
BRAY-DOYLE HS	9	3	7	7	14	11

County/High School	Graduates					
	96-'01	'02	'03	'04	'05	'06
Texas County						
YARBROUGH HS	0	0	0	0	1	0
GUYMON HS	3	1	7	12	22	15
HARDESTY HS	0	0	3	3	3	3
HOOKER HS	6	4	11	6	12	13
TYRONE HS	2	0	0	0	0	0
GOODWELL HS	0	0	2	4	0	2
TEXHOMA HS	0	0	5	1	5	3
Tillman County						
TIPTON HS	7	4	5	16	15	10
DAVIDSON HS	1	1	3	3	5	2
FREDERICK HS	3	1	15	6	8	16
GRANDFIELD HS	12	2	6	7	5	2
Tulsa County						
THOREAU DEMO. ACADEMY	0	0	0	0	0	0
TWILIGHT ACADEMY	0	0	0	0	0	0
CENTRAL HS-TULSA	21	4	11	18	14	17
EAST CENTRAL HS	15	3	10	11	14	12
EDISON HS	14	5	5	20	22	27
NATHAN HALE HS	10	5	12	12	17	9
TULSA HS FOR SCIENCE &	8	10	13	14	22	16
MEMORIAL HS - TULSA	9	2	12	14	23	24
WILL ROGERS HS	8	4	12	21	26	17
B T WASHINGTON HS	36	19	24	40	32	42
WEBSTER HS	16	6	19	14	37	24
MARGARET HUDSON	0	0	0	0	0	0
STREET SCHOOL	0	0	0	0	0	0
PROJECT 12	0	0	0	0	0	0
FRANKLIN YOUTH ACADEMY	0	0	0	0	1	0
DOVE SCIENCE ACAD -	0	0	0	1	3	2
TULSA SCHOOL OF ARTS	0	0	2	4	4	5
CHARLES PAGE HS	8	8	25	33	36	35
SAND SPRINGS	0	0	0	0	0	0
BROKEN ARROW HS	7	3	7	46	56	76
MARGARET HUDSON	0	0	0	0	0	0
BIXBY HS	4	3	8	19	16	8
JENKS HS	17	4	10	20	22	24
COLLINSVILLE HS	4	0	10	13	13	12
SKIATOOK HS	13	2	4	22	19	14
SPERRY HS	4	2	5	16	16	17
UNION HS	11	1	14	33	45	31
BERRYHILL HS	12	6	14	19	11	16
OWASSO HS	4	3	8	21	30	17
GLENPOOL HS	17	3	14	15	24	24
LIBERTY HS - MOUNDS	3	1	0	6	7	5
PEACE ACADEMY	0	0	0	0	2	4
ST AUGUSTINE ACADEMY	0	0	0	1	0	0
FAITH CENTRAL CHRISTIAN	0	0	0	0	0	0
ST MARYS	1	0	0	0	0	0
BISHOP KELLEY HS	3	2	4	8	8	9
CASCIA HALL HIGH SCHOOL	0	0	2	2	1	1
TOWN & COUNTRY HS	0	0	0	0	1	1
EVANGELISTIC TEMPLE	0	0	0	0	0	0
METRO CHRISTIAN ACADEMY	2	1	2	2	7	2
SHADOW MOUNTAIN	0	0	0	0	0	0

County/High School	Graduates					
	96-'01	'02	'03	'04	'05	'06
Tulsa County (cont.)						
HOLLAND HALL SCHOOL	1	0	2	0	5	1
SUMMIT CHRISTIAN	0	0	0	0	0	1
VICTORY CHRISTIAN HS	13	2	5	6	5	5
GRACE CHRISTIAN SCHOOL	1	0	1	2	4	2
WRIGHT CHRISTIAN	0	0	1	0	3	3
LINCOLN CHRISTIAN SCHOOL	0	0	1	4	5	6
OKLA JOB CORPS	0	0	0	1	0	0
MINGO VALLEY CHRISTIAN	0	0	0	0	1	3
Wagoner County						
OKAY HS	5	2	0	2	0	5
COWETA HS	8	4	3	8	5	8
WAGONER HS	8	0	5	10	3	11
PORTER CONSOLIDATED	5	3	3	3	3	6
Washington County						
COPAN HS	0	1	6	12	3	9
DEWEY HS	2	2	3	7	10	9
CANEY VALLEY HS	5	2	6	8	7	5
BARTLESVILLE HS	26	6	30	29	31	44
AMERICAN CHRISTIAN	0	0	0	1	0	0
WESLEYAN CHRISTIAN ACAD	0	0	0	0	1	0
Washita County						
BLANCHE THOMAS HS	12	9	10	10	11	10
WASHITA HEIGHTS HS	5	10	3	5	13	7
BURNS FLAT-DILL CITY HS	21	4	12	16	10	12
CANUTE HS	1	4	0	8	2	4
CORDELL HS	13	9	21	17	19	16
CORN BIBLE ACADEMY HS	7	3	4	8	4	7
Woods County						
ALVA SR HS	6	5	18	21	20	26
WAYNOKA HIGH SCHOOL	2	1	4	5	7	5
FREEDOM HS	5	0	3	1	2	4
Woodward County						
WOODWARD HS	30	23	25	16	32	25
MOORELAND JR & SR HS (SR)	1	3	7	9	10	8
SHARON-MUTUAL HS	0	1	4	3	3	3
FT SUPPLY HS	2	1	2	2	4	2
Unknown County						
OUT OF STATE	0	0	0	1	0	0

STATEWIDE OHLAP GRADUATES

96-'01	'02	'03	'04	'05	'06
3606	1624	4216	5049	5357	5648