



Oklahoma's Promise

OHLAP

OKLAHOMA HIGHER LEARNING ACCESS PROGRAM

2004-05 Year-End Report

HIGHLIGHTS:

- **“Oklahoma’s Promise”:** Beginning in 2004-05, the phrase “Oklahoma’s Promise” was added to the promotional materials for OHLAP. The phrase “Oklahoma’s Promise” reflects the reciprocal commitment at the heart of OHLAP—the student *promises* to fulfill certain academic and conduct requirements in high school and in return the State of Oklahoma *promises* to help the student pay their college tuition.
- **High School Enrollments Jump:** Over 9,200 students from 2004-05 high school sophomore class (high school graduating class of 2007) enrolled in Oklahoma’s Promise—OHLAP; an increase of 14% over the enrollment of the class of 2006.
- **Scholarship Recipient Numbers Will Continue to Grow:** Some 9,151 Oklahoma’s Promise—OHLAP college students received the scholarship in 2004-05, up 55% over the prior year. Based on current enrollment trends, the projected scholarship costs will continue to grow significantly in each of the next few years.

<u>Year</u>	<u>Cost (in \$millions)</u>	<u>Scholarship Recipients</u>
2001-02 actual	\$2.9	2,004
2002-03 actual	\$4.6	2,982
2003-04 actual	\$10.4	5,886
2004-05 actual	\$17.7	9,151
2005-06 projected	\$27.3	12,100
2006-07 projected ¹	\$37.4	15,000
2007-08 projected ¹	\$48.3	17,700
2008-09 projected ¹	\$58.9	19,600

¹Projections assume 10% annual enrollment increases, 70% requirement-completion rates, and 10% annual tuition increases.

REPORT CONTENTS

Page

I.	High School Students Enrolled in Oklahoma’s Promise—OHLAP	3
II.	Program Requirement Completion Rates	3
III.	High School Grade-Point-Average	4
IV.	ACT Scores.....	4
V.	High School to College-Going Rate	4
VI.	Remediation Rates	5
VII.	College Grade-Point-Average.....	5
VIII.	Full-Time College Enrollment.....	5
IX.	Persistence Rate to Second Year of College.....	6
X.	Degree Completion Rates	6
XI.	Number of Scholarship Recipients	7
XII.	Average Scholarship Award	7
XIII.	Total Amount of Scholarships Paid	7
XIV.	Demographic Data	8
XV.	Oklahoma’s Promise—OHLAP Service Data	8
	“OHLAP-Plus” Scholarships	9
	Scholarship Payments Shown by Institution and Semester	10-11
	Oklahoma’s Promise—OHLAP “State Champion” High Schools	12
	Oklahoma’s Promise—OHLAP High School Graduates by County and High School.....	13-18

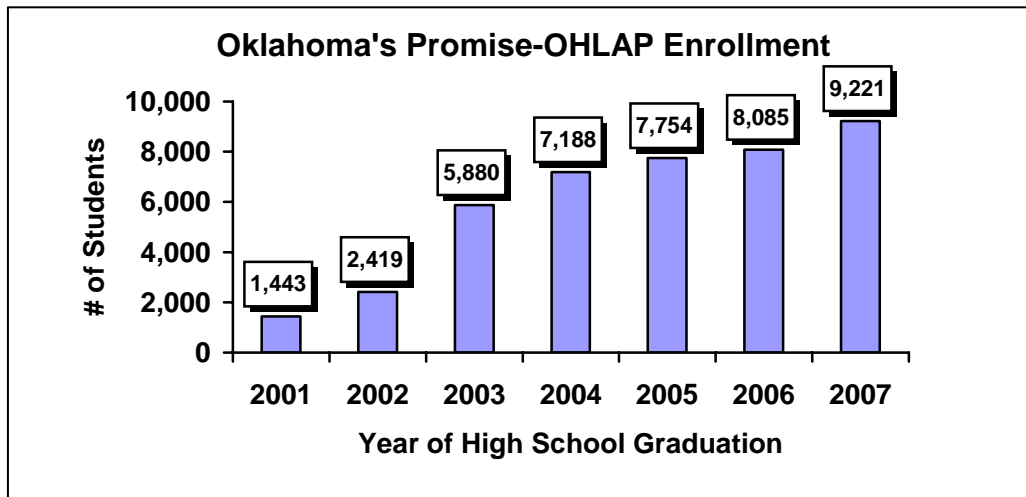
I. **High School Students Enrolled in Oklahoma’s Promise—OHLAP (as of 11/22/05):**

High School Graduation Year	Students Enrolled in OK’s Promise-OHLAP	Students Completing OK’s Promise-OHLAP	% of Students Completing OK’s Promise OHLAP
1996	1,610	636	39.5%
1997	492	257	52.2%
1998	650	370	56.9%
1999	1,057	631	59.7%
2000	1,361	827	60.8%
2001	1,443	885	61.3%
2002 ¹	2,419	1,624	67.1%
2003 ²	5,880	4,215	71.7%
2004	7,188	5,049	70.2%
2005	7,754	5,325	68.7%
2006	8,085		
2007	9,221		
2008*	6,044	*	
2009*	3,563	*	
Total Enrollment	56,767	19,819	

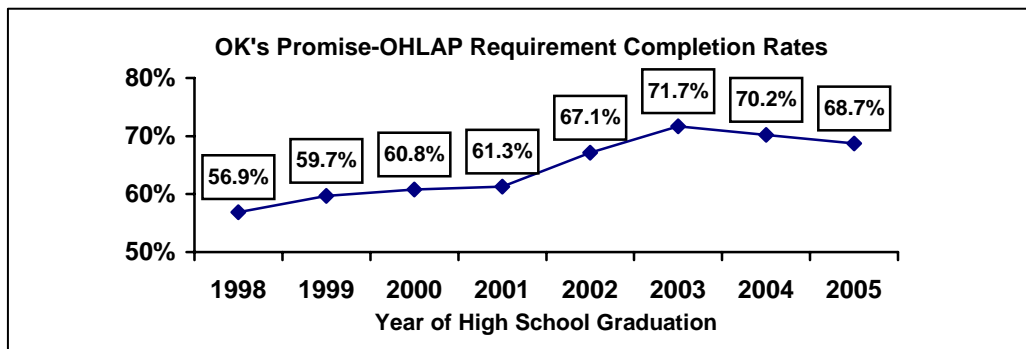
¹During the 1999-2000 school year when the seniors of 2002 were 10th graders, the income requirement was increased from \$24,000 to \$32,000.

²During the 2000-2001 school year when the seniors of 2003 were 10th graders, the income requirement was increased from \$32,000 to \$50,000.

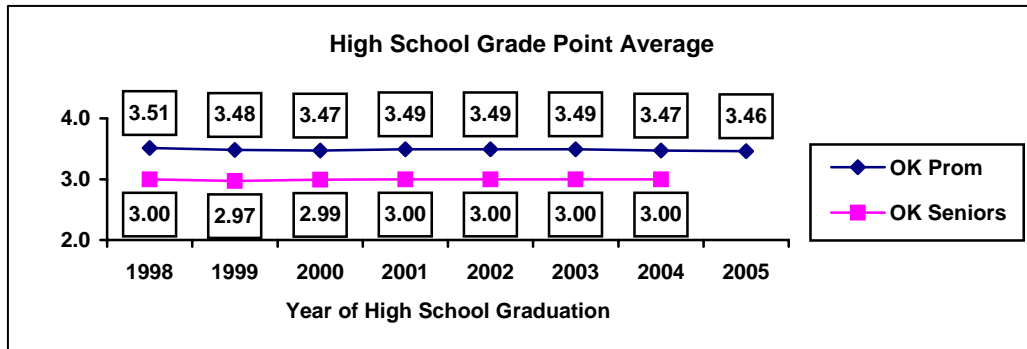
*The class of 2008 (9th grade) and 2009 (8th grade) are still open to enrollment in the 2005-2006 school year.



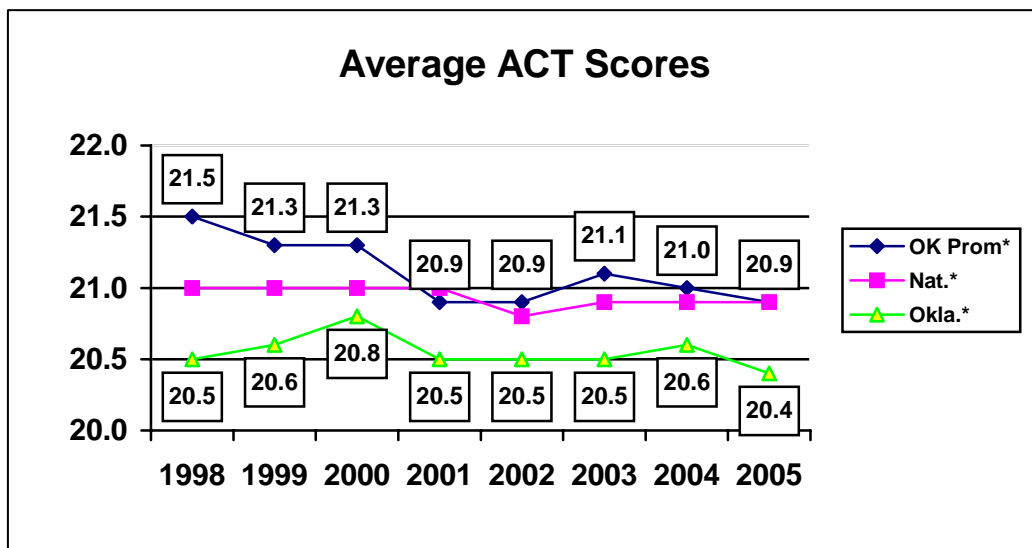
II. **Program Requirement Completion Rates:**



III. High School Grade Point Average (GPA):

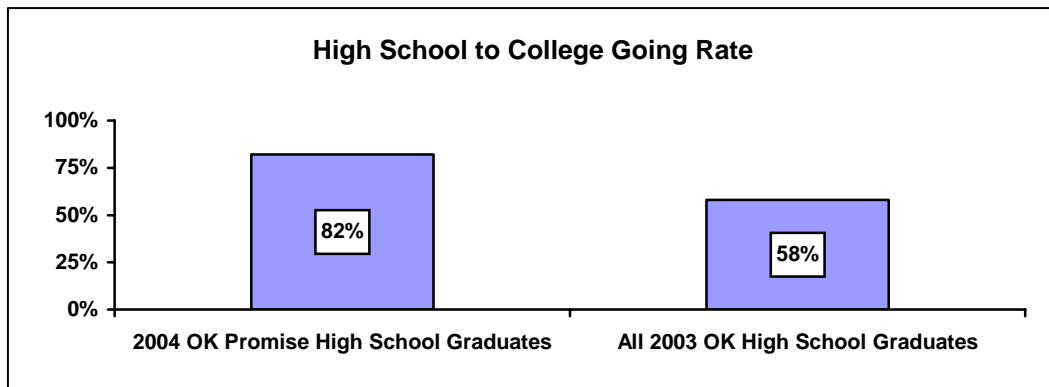


IV. ACT Scores:

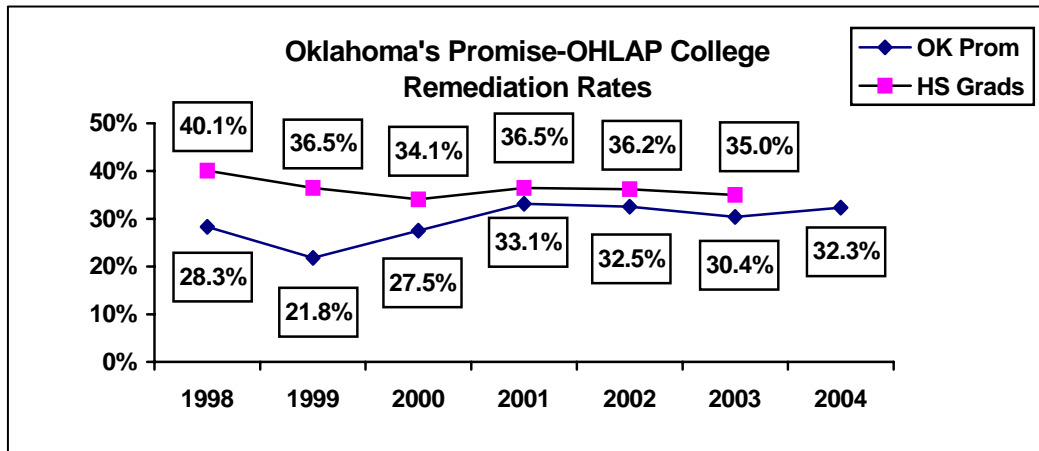


*Oklahoma's Promise—OHLAP ACT scores based on highest score of the student; national and state scores are based on the last test score of the student.

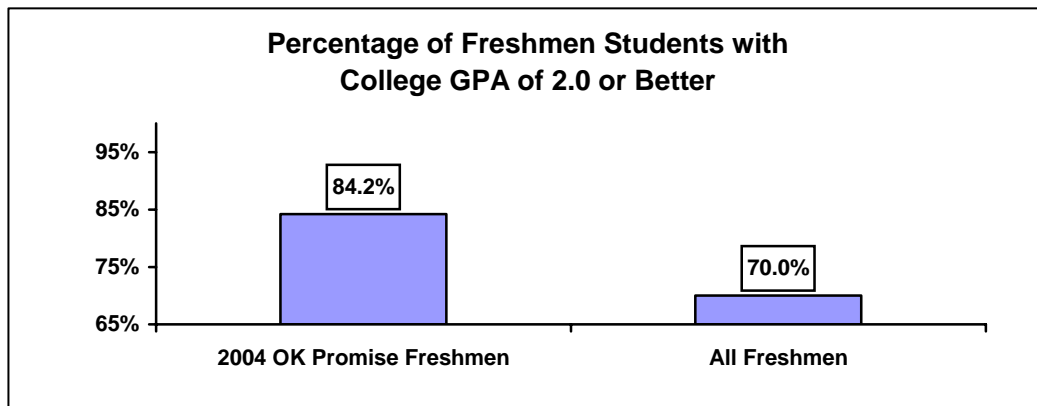
V. High School to College-Going Rate: (Oklahoma's Promise—OHLAP high school graduates enrolling in college the year immediately following high school graduation)



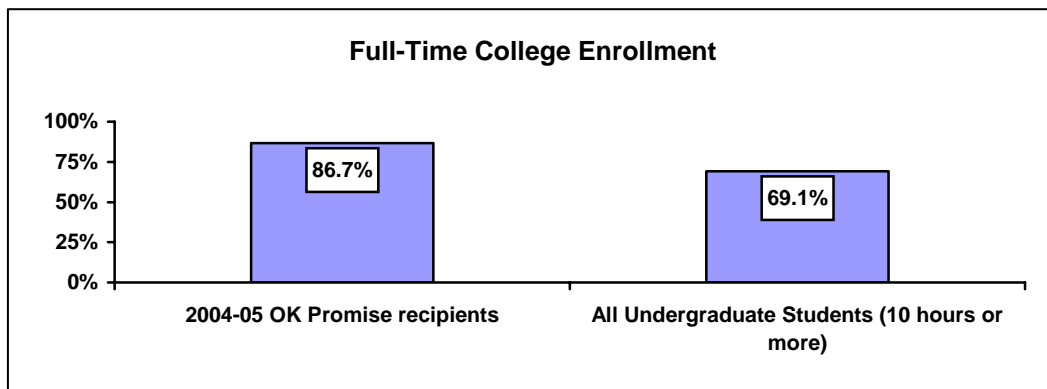
VI. **Remediation Rates:** (Oklahoma's Promise—OHLAP freshmen scholarship recipients requiring at least one remedial course as a percentage of all Oklahoma's Promise—OHLAP freshmen students.)



VII. **College Grade Point Average:**

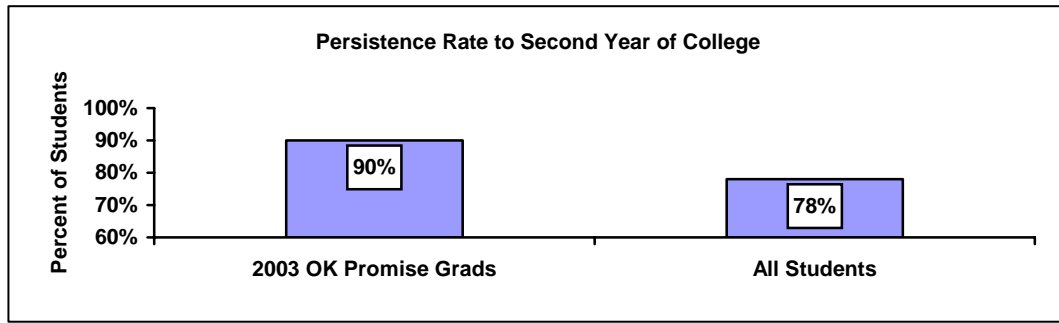


VIII. **Full-Time College Enrollment:**



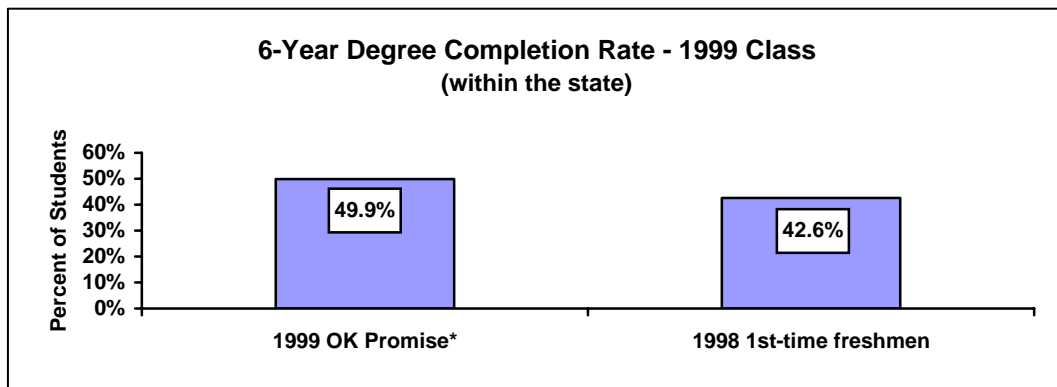
*The percentage for Oklahoma's Promise—OHLAP students may actually be higher due to split enrollments between more than one institution.

IX. Persistence Rate to Second Year of College:

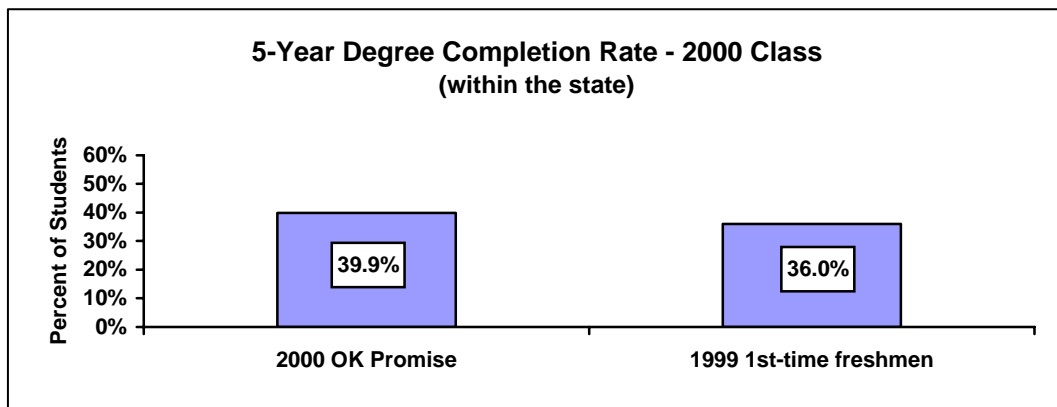


X. Degree Completion Rates (includes baccalaureate and associate degrees):

High School Graduation Year	Students receiving the OHLAP scholarship	OK Promise Students Completing an Associate Degree or higher	% of OK Promise Students Completing Degrees	% of All First-Time Freshmen Completing Degrees
1996 – 9 yr grad rate	519	330	63.6%	50.1%
1997 – 8 yr grad rate	227	124	54.6%	50.0%
1998 – 7 yr grad rate	316	184	58.2%	47.2%
1999 – 6 yr grad rate	549	274	49.9%	42.6%
2000 – 5 yr grad rate	732	292	39.9%	36.0%

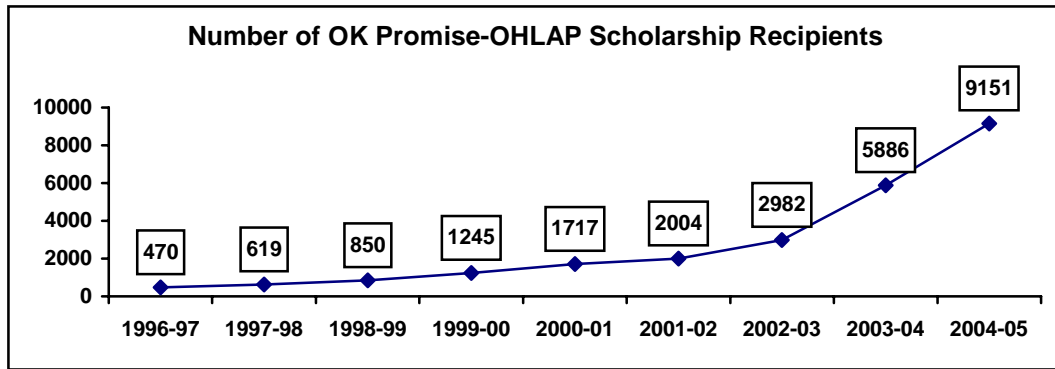


*12 OK Promise-OHLAP students from the 1999 class still have remaining scholarship eligibility

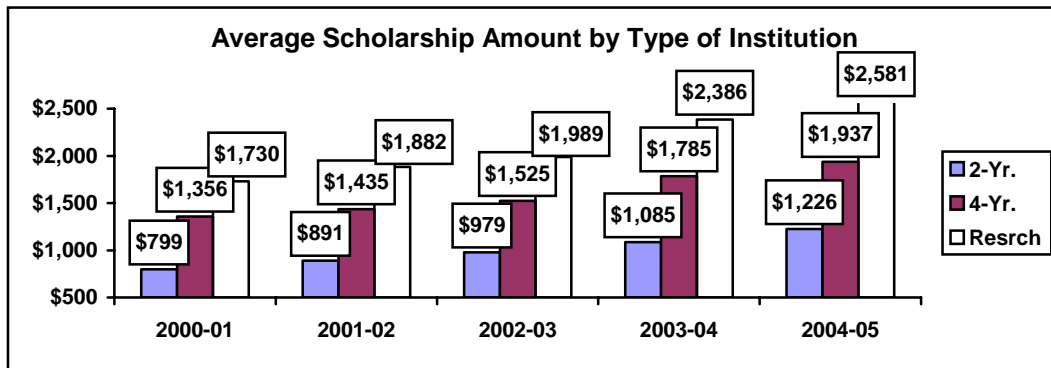


*87 OK Promise-OHLAP students still have remaining scholarship eligibility; in addition, some students are scheduled to complete degrees after their 5 years of eligibility.

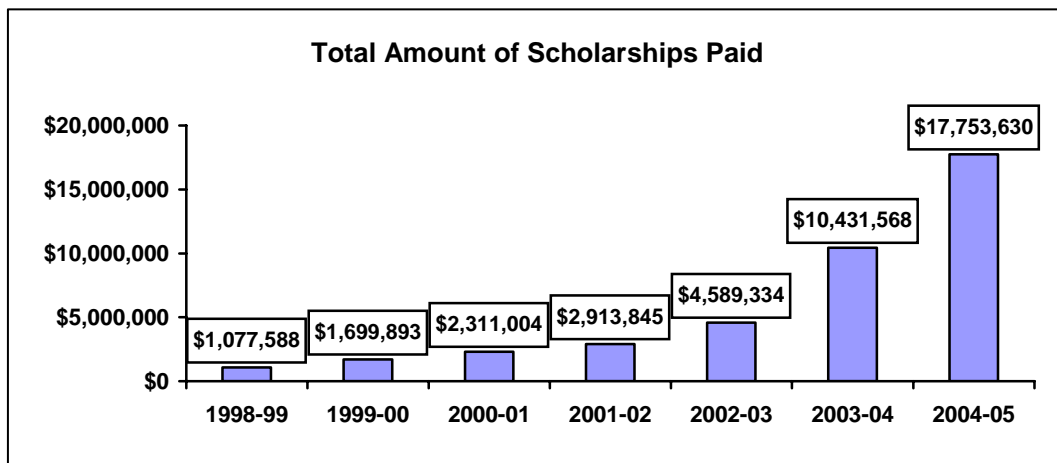
XI. Number of Scholarship Recipients:



XII. Average Scholarship Amount:



XIII. Total Amount of Scholarships Paid:



XIV. **Demographic Data** on 2005 Oklahoma’s Promise—OHLAP High School Graduates

Gender	2005 OK Promise <u>Grads</u>	All '04-05 OK High School <u>Seniors</u>
Female:.....	60.1%	49.2%
Male:	39.9%	50.8%

Ethnicity	2005 OK Promise <u>Grads</u>	All '04-05 OK High School <u>Seniors</u>
Black/African American	7.9%	9.2%
American Indian/Alaska Native.....	13.4%	17.7%
Asian	2.3%	1.8%
Hispanic/Latino.....	5.1%	5.3%
White.....	67.8%	66.0%*
Not Specified.....	3.5%	na
Total	100.0%	100.0%

*includes “other” ethnic categories

Geographic Distribution Of Eligible OK Promise-OHLAP Students	2005 OK Promise <u>Graduates</u>	2005 Oklahoma <u>Seniors</u>
5 Most Populous Counties*	31.4%	46.0%
72 Remaining Counties	68.6%	54.0%

*Oklahoma, Tulsa, Cleveland, Canadian, and Comanche counties.

XV. **OK Promise-OHLAP Office Service Data**

	2002-03	2003-04	2004-05
Phone calls received (July 1 – June 30)	8,703	9,324	12,677
E-mails received (July 1 – June 30)	885	1,287	2,053

“OHLAP-Plus” Scholarships

In August 1999, the Oklahoma State Regents were awarded a five-year \$20.5 million federal grant through a new program named GEAR UP (Gaining Early Awareness for Undergraduate Programs). A sixth year of funding was awarded for 2004-05. The goal of the program is to increase the number of low-income students who complete college degrees. A significant portion of the grant funding was designated for direct scholarship expenses. To build upon the existing success of Oklahoma’s Promise-OHLAP, the scholarships were targeted at Oklahoma’s Promise-OHLAP students with the greatest financial need.

The amount of scholarship dollars awarded was sufficient to continue the OHLAP-Plus award through the 2004-05 school year. The program will be phased out provided additional funding does not become available. Only OHLAP participants graduating high school in 2002 and prior years were eligible for the OHLAP-Plus scholarship. The remaining funds available for the award in 2004-05 were sufficient to continue paying the award to those OHLAP college students who had previously received the award.

Amount of the Scholarship: In 2004-05, the GEAR UP funds allowed an eligible OHLAP student to receive an additional award that doubled the amount of their regular OHLAP scholarship (hence the name OHLAP-Plus). For example, an OHLAP student who received a \$1,500 regular OHLAP scholarship could receive another \$1,500 OHLAP-Plus scholarship from the GEAR UP grant for a total of \$3,000.

2004-05 Student Eligibility Requirements: The OHLAP-Plus eligibility criteria was modified in 2002-03 due to the dramatic increase in the number of OHLAP students. An additional limitation requiring students to have an EFC (Expected Family Contribution) of \$1,000 or less was implemented to ensure that available funds would be focused on students with the greatest financial need. This was carried over to the 2003-04 and 2004-05 years. To receive the OHLAP-Plus award in 2004-05, the student had to meet the following criteria:

- Graduated high school in 2002 or earlier
- Received a regular OHLAP award
- Received a federal Pell grant award (which is need-based) with an EFC of \$1,000 or less
- Had remaining unmet need within their defined “cost of attendance”. For example, the OHLAP-Plus awards could substitute for student loans.

Highlights:

- Around 8% of the OHLAP college students received an OHLAP-Plus award in 2004-05 — \$1.49 million was distributed to just over 735 students.
- Approximately 78% of OHLAP-Plus students attended the public research and regional universities; about 17% attended public two-year colleges; and about 5% attended private universities.

**Oklahoma's Promise - Oklahoma Higher Learning Access Program
2004-05 Scholarships**

Institution	Fall 2004		Spring 2005		Summer 2005	
	\$ Amount	# of Students	\$ Amount	# of Students	\$ Amount	# of Students
Public Research Universities						
Oklahoma State Univ.	\$ 1,679,545.50	1265	\$ 1,611,401.00	1183	\$ 149,257.00	285
Univ. of Oklahoma/OUHSC	\$ 1,394,000.40	1117	\$ 1,335,847.60	1018	\$ 111,305.20	254
Subtotal	\$ 3,073,545.90	2382	\$ 2,947,248.60	2201	\$ 260,562.20	539
Public Regional Universities						
Cameron University	\$ 261,710.00	285	\$ 241,971.50	259	\$ 28,725.00	88
East Central Univ.	\$ 400,689.95	424	\$ 382,551.40	389	\$ 48,476.35	135
Langston University	\$ 69,717.55	76	\$ 65,051.60	70	\$ 8,379.45	19
Northeastern State Univ.	\$ 562,877.50	568	\$ 511,738.00	517	\$ 54,460.00	136
Northwestern Okla. State Univ.	\$ 171,148.00	167	\$ 164,407.00	161	\$ 19,564.00	53
Okla. Panhandle State Univ.	\$ 45,885.00	43	\$ 38,072.00	40	\$ 3,726.00	9
Rogers State Univ.	\$ 166,390.00	182	\$ 151,915.00	174	\$ 24,290.00	68
Southeastern Okla State Univ.	\$ 378,701.55	387	\$ 353,601.40	365	\$ 54,799.25	141
Southwestern Okla State Univ.	\$ 557,443.00	563	\$ 523,626.75	524	\$ 51,607.50	131
SWOSU-Sayre	\$ 45,974.00	50	\$ 40,795.00	47	\$ 4,760.00	13
Univ. of Central Oklahoma	\$ 758,831.51	792	\$ 705,347.14	733	\$ 73,152.50	187
Univ. of Science & Arts of Okla.	\$ 113,492.00	111	\$ 98,995.00	99	\$ 37,924.00	42
Subtotal	\$ 3,532,860.06	3648	\$ 3,278,071.79	3378	\$ 409,864.05	1022
Public Community Colleges						
Carl Albert State College	\$ 120,436.59	183	\$ 108,641.60	158	\$ 13,242.60	47
Connors State College	\$ 78,832.30	105	\$ 82,628.90	114	\$ 7,002.60	27
Eastern Okla. State College	\$ 91,208.10	133	\$ 79,520.20	116	\$ 2,546.30	9
Murray State College	\$ 108,585.15	130	\$ 110,519.10	131	\$ 17,048.10	49
Northeastern Okla. A&M Coll.	\$ 90,866.50	147	\$ 82,657.00	132	\$ 5,121.20	22
Northern Oklahoma College	\$ 125,592.00	210	\$ 117,508.00	201	\$ 9,460.00	49
Oklahoma City Community Coll.	\$ 138,123.80	259	\$ 148,214.50	280	\$ 35,364.25	147
Redlands Community College	\$ 53,856.00	96	\$ 54,912.00	99	\$ 9,020.00	44
Rose State College	\$ 127,297.15	296	\$ 113,455.65	246	n/a	n/a
Seminole State College	\$ 75,108.00	123	\$ 67,954.00	113	\$ 6,600.00	28
Tulsa Community College	\$ 180,097.50	351	\$ 180,363.00	352	\$ 36,683.25	173
Western Oklahoma State Coll.	\$ 61,187.40	105	\$ 65,182.00	115	\$ 8,676.40	38
Subtotal	\$ 1,251,190.49	2138	\$ 1,211,555.95	2057	\$ 150,764.70	633
Public Technical Branches						
OSU Tech - Oklahoma City	\$ 80,163.60	119	\$ 63,060.00	94	\$ 23,640.00	85
OSU Tech - Okmulgee	\$ 147,112.00	153	\$ 140,793.00	142	\$ 89,673.00	96
Subtotal	\$ 227,275.60	272	\$ 203,853.00	236	\$ 113,313.00	181

(continued on next page)

Institution	Fall 2004		Spring 2005		Summer 2005	
	\$ Amount	# of Students	\$ Amount	# of Students	\$ Amount	# of Students
Independent/Private Colleges and Universities						
Bacone College	\$ 29,890.00	28	\$ 28,700.00	28	\$ 1,960.00	5
Heritage College	\$ 3,600.00	3	\$ 2,400.00	2	n/a	n/a
Hillsdale Free Will Baptist Coll	\$ 7,140.00	7	\$ 11,620.00	11	n/a	n/a
Metropolitan College, Tulsa	\$ 2,310.00	2	\$ 1,050.00	1	\$ 1,050.00	1
Mid-America Christian Univ.	\$ 4,550.00	4	\$ 3,850.00	4	\$ 630.00	1
Oklahoma Baptist University	\$ 96,670.00	91	\$ 89,180.00	101	\$ 1,050.00	3
Oklahoma Christian University	\$ 41,510.00	40	\$ 35,490.00	34	\$ 1,190.00	5
Oklahoma City University	\$ 75,670.00	75	\$ 70,350.00	69	\$ 12,110.00	25
Okla. Wesleyan University	\$ 15,960.00	16	\$ 17,010.00	17	n/a	n/a
Oral Roberts University	\$ 30,660.00	28	\$ 31,395.00	29	n/a	n/a
Platt College	\$ 690.00	1	\$ 690.00	1	\$ 2,530.00	3
Southern Nazarene University	\$ 42,280.00	41	\$ 41,370.00	39	n/a	n/a
Spartan Schl of Aeronautics	\$ 4,576.00	3	\$ 8,023.00	6	\$ 3,266.00	2
St. Gregory's University	\$ 20,650.00	21	\$ 17,360.00	17	n/a	n/a
Southwestern Christian Univ.	\$ 9,030.00	9	\$ 8,610.00	9	n/a	n/a
Tulsa Welding School	\$ 2,130.00	1	\$ 4,260.00	2	\$ 2,130.00	1
University of Phoenix	n/a	n/a	\$ 840.00	1	n/a	n/a
University of Tulsa	\$ 139,365.00	99	\$ 128,820.00	91	\$ 4,940.00	9
Vatterott College	\$ 600.00	1	\$ 1,200.00	1	\$ 600.00	1
Subtotal	\$ 527,281.00	470	\$ 502,218.00	463	\$ 31,456.00	56
State Career-Technology Centers						
Autry TC	\$ 1,380.00	2	\$ 1,380.00	2	n/a	n/a
Caddo Kiowa TC	\$ 690.00	1	\$ 690.00	1	n/a	n/a
Chisholm Trail TC	\$ 345.00	1	\$ 345.00	1	n/a	n/a
Gordon Cooper TC	\$ 1,380.00	2	\$ 2,070.00	3	n/a	n/a
Great Plains TC	\$ 930.00	2	\$ 690.00	1	\$ 270.00	1
Indian Capital TC	\$ 1,725.00	3	\$ 1,380.00	3	n/a	n/a
Kiamichi TC	\$ 3,417.50	7	\$ 3,718.75	8	n/a	n/a
Meridian TC	\$ 990.00	2	\$ 690.00	1	n/a	n/a
Metro TC	n/a	n/a	\$ 1,927.57	3	n/a	n/a
Moore-Norman TC	\$ 1,380.00	2	\$ 1,232.10	2	n/a	n/a
Northeast TC	n/a	n/a	n/a	n/a	n/a	n/a
Pioneer TC	\$ 690.00	1	\$ 690.00	1	\$ 254.00	1
Red River TC	\$ 600.00	1	\$ 600.00	1	n/a	n/a
Southwest TC	\$ 1,380.00	2	\$ 690.00	1	n/a	n/a
Tulsa TC	n/a	n/a	\$ 690.00	1	n/a	n/a
Subtotal	\$ 345.00	1	n/a	n/a	n/a	n/a
	\$ 15,252.50	27	\$ 16,793.42	29	\$ 524.00	2
Totals*	<u>\$ 8,627,405.55</u>	<u>8,937</u>	<u>\$ 8,159,740.76</u>	<u>8,364</u>	<u>\$ 966,483.95</u>	<u>2,433</u>
Unduplicated student totals		8,695 *		8,018 *		2,365 *

*Totals contain a duplicate number of students due to students enrolling at more than one institution.

2005 Oklahoma's Promise-OHLAP "State Champion" High Schools

(most Oklahoma's Promise-OHLAP graduates; number shown in parenthesis)

<u>Class</u>	<u>2005 Graduates*</u>	<u>10-Yr Total ('96-'05)*</u>
B	Champs Runner-Up	Buffalo (19) Coyle (14)
		Buffalo (69) Coyle (44)
A	Champs Runner-Up	Depew (16) Thomas & Tipton (15)
		Mountain View-Gotebo & Timberlake (68) Depew (66)
2A	Champs Runner-Up	Walters (22) Cordell & Vanoss (19)
		Sayre (99) Hollis (97)
3A	Champs Runner-Up	Eufaula & Fairview (27) Antlers & Atoka (23)
		Fairview (128) Eufaula (97)
4A	Champs Runner-Up	Northeast Academy - OKC (40) Stilwell (38)
		Broken Bow (143) Northeast Academy (132)
5A	Champs Runner-Up	McAlester (41) Chickasha (38)
		McAlester (174) Shawnee (143)
6A	Champs Runner-Up	Muskogee (61) Broken Arrow (56)
		Tahlequah (191) Enid (175)

*Total graduates determined as of 11/21/05.

OHLAP Students - by County and High School

County/High School	Graduates						County/High School	Graduates					
	96-'00	'01	'02	'03	'04	'05		96-'00	'01	'02	'03	'04	'05
Adair County							Caddo County (cont.)						
WATTS HS	0	0	0	5	5	9	GRACEMONT HS	0	0	0	3	3	3
WESTVILLE HS	4	1	3	11	15	16	EAKLY HS	3	0	0	0	0	0
STILWELL HS	19	5	8	28	28	38	CEMENT HS	0	1	4	5	7	6
STILWELL	0	0	0	0	0	1	HINTON HS	2	0	2	15	11	12
CAVE SPGS HS	2	1	0	0	3	3	FT COBB BROXTON HS	3	3	4	8	4	9
COOKSON HILLS	5	2	5	3	7	3	BINGER-ONEY HS	5	1	2	7	9	8
Alfalfa County							Canadian County						
BURLINGTON HS	8	1	1	3	3	4	PIEDMONT HS	0	1	0	6	9	14
CHEROKEE HS	1	0	2	8	19	13	YUKON HS	1	3	8	15	23	18
TIMBERLAKE HS	23	4	3	17	14	7	EL RENO HS	14	5	7	25	28	25
Atoka County							Carter County						
STRINGTOWN HS	9	0	2	9	6	7	UNION CITY HS	4	0	1	1	5	3
ATOKA HS	8	6	8	23	25	23	MUSTANG HS	6	5	7	49	44	32
TUSHKA HS	19	1	6	13	15	15	CALUMET HS	2	0	2	4	5	8
CANEY HS	1	0	2	3	5	1	SW COVENANT SCHL	0	0	0	0	2	0
Beaver County							Cherokee County						
BEAVER HS	0	0	0	1	3	1	ARDMORE HS	13	6	10	22	29	28
BALKO HS	0	0	0	2	6	2	SPRINGER HS	0	0	1	0	1	0
FORGAN HS	4	0	0	1	2	1	PLAINVIEW HS - ARDMORE	7	1	3	7	6	8
TURPIN HS	6	0	1	8	4	7	LONE GROVE	27	1	3	9	7	19
Beckham County							Cimaron County						
MERRITT HS	0	1	6	9	4	4	BOISE CITY HS	7	0	3	10	14	12
ELK CITY HS	7	5	3	16	23	23	FELT HS	3	0	2	3	1	2
SAYRE HS	44	9	11	6	18	11	KEYES HS	0	0	0	3	1	7
CARTER HS	3	1	0	0	0	0	Cleveland County						
ERICK HS	8	4	1	7	4	7	MOORE HS	10	5	13	37	39	51
Blaine County							Choctaw County						
OKEENE HS	8	2	5	6	12	9	BOSWELL HS	0	1	5	5	9	12
WATONGA HS	20	4	2	11	18	18	FT TOWSON HS	4	0	3	6	14	5
GEARY HS	6	0	2	2	5	8	SOPER HS	0	0	2	3	5	7
CANTON HS	5	3	2	10	9	5	HUGO HS	9	4	7	26	25	19
Bryan County							Cimaron County						
SILO HS	0	1	2	5	15	6	BOISE CITY HS	7	0	3	10	14	12
ROCK CREEK HS	3	1	5	10	13	10	FELT HS	3	0	2	3	1	2
ACHILLE HS	0	0	4	9	10	8	KEYES HS	0	0	0	3	1	7
COLBERT HS	5	2	3	17	18	16	Cleveland County						
CADDO HS	1	3	0	2	7	3	MOORE HS	10	5	13	37	39	51
BENNINGTON HS	5	2	1	5	5	7	WESTMOORE HS	7	4	6	19	40	37
CALERA HS	1	0	6	6	6	17	NORMAN HS	13	10	14	30	41	52
DURANT HS	18	3	10	30	30	31	NORMAN HS	3	1	7	20	41	31
VICTORY LIFE ACADEMY	0	0	0	0	0	2	NOBLE HS	10	3	8	20	18	20
Caddo County							Cleveland County						
RIVERSIDE INDIAN SCHL	0	0	1	0	1	0	LEXINGTON HS	1	1	3	9	9	11
HYDRO HS	0	0	0	0	0	0	LITTLE AXE HS	2	2	1	8	8	11
HYDRO-EAKLY HS	0	2	3	6	19	12	COMMUNITY CHRISTIAN	0	0	0	1	3	2
LOOKEBA-SICKLE	5	2	1	3	7	9							
ANADARKO HS	27	12	15	26	27	22							
CARNEGIE HS	15	3	7	13	14	10							
BOONE-APACHE HS	11	5	8	17	12	10							
CYRIL HS	2	2	0	1	4	8							

County/High School	Graduates					
	96-'00	'01	'02	'03	'04	'05
Coal County						
COALGATE HS	2	0	6	13	18	17
TUPELO HS	3	0	2	5	4	6
OLNEY HS	4	0	0	1	2	2
Comanche County						
CACHE HS	4	2	1	5	6	10
INDIAHOMA HS	1	0	1	3	1	0
STERLING HS	0	0	5	3	9	2
GERONIMO HS	0	1	3	7	5	7
EISENHOWER HS	14	3	6	42	27	47
LAWTON HS	14	9	15	27	30	31
MAC ARTHUR HS	15	4	2	17	14	25
TAFT ALT	0	0	0	0	0	0
FLETCHER HS	3	0	3	9	12	13
ELGIN HS	2	0	2	8	7	4
CHATTANOOGA HS	0	0	2	5	3	3
LAWTON CHRISTIAN	0	0	0	0	0	2
Cotton County						
WALTERS HS	4	2	4	15	19	22
TEMPLE HS	0	0	1	5	1	1
BIG PASTURE HS	0	0	0	1	2	3
Craig County						
WHITE OAK HS	2	0	1	1	1	3
KETCHUM HS	9	4	5	9	10	9
WELCH HS	2	0	0	0	6	4
BLUEJACKET HS	1	0	0	1	1	4
VINITA HS	5	1	2	5	11	20
Creek County						
BRISTOW HS	22	5	9	23	20	24
MANNFORD HS	21	3	7	16	24	30
MOUNDS HS	7	1	0	8	5	1
OLIVE HS	5	5	4	3	11	8
KIEFER HS	2	0	0	6	2	5
OILTON HS	0	0	0	3	7	2
DEPEW HS	20	2	5	12	11	16
KELLYVILLE HS	1	0	2	1	4	5
SAPULPA HS	4	3	9	24	43	39
DRUMRIGHT HS	1	1	3	4	7	11
Custer County						
ARAPAHO HS	3	2	1	6	3	5
THOMAS HS	2	6	5	10	12	15
WEATHERFORD HS	15	4	2	14	18	21
BUTLER HS	6	1	1	2	0	0
CLINTON HS	2	2	8	25	34	32
Delaware County						
JAY HS	3	0	5	14	21	19
GROVE HS	19	6	2	31	19	17
KANSAS HS	3	2	6	15	18	14
COLCORD HS	7	3	3	2	12	9
OAKS MISSION HS	1	1	1	1	7	11

County/High School	Graduates					
	96-'00	'01	'02	'03	'04	'05
Dewey County						
VICI HS	8	0	0	3	5	8
SEILING HS	10	2	0	5	14	12
TALOGA HS	0	0	2	3	3	0
Ellis County						
FARGO HS	5	1	0	4	3	2
ARNETT HS	7	2	1	2	1	5
GAGE HS	5	0	1	0	3	3
SHATTUCK HS	9	0	3	0	4	6
Garfield County						
WAUKOMIS HS	0	0	1	2	2	1
KREMLIN HS	3	0	0	8	5	6
CHISHOLM HS	6	1	0	12	12	3
GARBER HS	3	0	1	5	3	10
PIONEER-PLEASANT VALE HS	10	4	7	5	16	11
ENID HS	27	10	11	51	38	38
LINCOLN ALT.	0	0	0	0	0	0
DRUMMOND HS	2	0	0	8	0	2
COVINGTON-DOUGLAS HS	5	2	2	5	4	4
OKLA BIBLE ACADEMY	2	1	0	4	7	3
Garvin County						
STRATFORD HS	4	4	5	7	10	7
PAOLI HS	1	5	2	3	1	4
MAYSVILLE HS	4	3	3	7	8	9
LINDSAY HS	4	1	0	6	1	10
PAULS VALLEY HS	11	2	9	23	17	14
WYNNEWOOD HS	7	6	5	12	7	11
ELMORE CITY HS	4	1	1	4	5	1
Grady County						
CHICKASHA HS	10	3	5	7	16	38
MINCO HS	3	4	3	8	7	5
NINNEKAH HS	1	0	0	4	5	5
ALEX HS	1	3	2	7	5	6
RUSH SPRINGS HS	3	2	4	4	9	6
BRIDGE CREEK HS	1	0	2	5	4	5
TUTTLE HS	3	0	0	3	8	15
VERDEN HS	1	1	0	3	4	2
AMBER-POCASSET HS	0	0	4	5	11	4
Grant County						
WAKITA HS	2	2	4	2	3	2
MEDFORD HS	1	4	4	6	2	5
POND CREEK-HUNTER HS	3	2	4	1	8	6
DEER CREEK-LAMONT HS	3	0	0	8	7	5
Greer County						
MANGUM HS	4	2	7	9	12	10
GRANITE HS	7	3	0	8	7	9
Harmon County						
HOLLIS HS	28	7	12	21	12	17
Harper County						
LAVERNE HS	6	2	9	9	11	6
BUFFALO HS	19	3	7	8	13	19

County/High School	Graduates					
	96-'00	'01	'02	'03	'04	'05
Haskell County						
KINTA HS	1	0	1	3	2	1
STIGLER HS	4	2	4	7	9	16
MC CURTAIN HS	2	1	3	4	3	9
KEOTA HS	7	1	2	11	5	2
Hughes County						
MOSS HS	14	0	0	8	3	11
WETUMKA HS	3	0	2	1	4	1
DUSTIN HS	5	0	0	0	3	2
HOLDENVILLE HS	7	4	11	20	23	14
CALVIN HS	6	4	3	4	4	4
STUART HS	12	2	1	5	2	7
Jackson County						
NAVAJO HS	7	1	1	7	7	3
DUKE HS	1	0	1	3	7	5
ALTUS HS	9	3	11	19	24	28
ELDORADO HS	0	0	2	2	3	6
OLUSTEE HS	0	0	5	5	3	4
BLAIR HS	1	0	2	10	9	5
Jefferson County						
RYAN HS	3	0	2	1	9	5
RINGLING HS	9	2	8	6	7	7
WAURIKA HS	5	2	6	12	11	14
Johnston County						
MILL CREEK HS	2	0	0	1	1	1
TISHOMINGO HS	4	1	2	7	9	8
MILBURN HS	0	0	6	8	4	4
COLEMAN HS	0	0	0	3	2	4
WAPANUCKA HS	0	1	2	0	4	5
Kay County						
BRAMAN HS	1	0	1	1	0	3
NEWKIRK HS	6	1	5	7	8	6
BLACKWELL HS	8	3	9	9	13	11
PONCA CITY HS	9	3	10	25	28	48
TONKAWA JR &	2	2	3	8	10	14
Kingfisher County						
DOVER HS	0	1	1	3	4	3
LOMEGA HS	8	3	4	5	7	6
KINGFISHER HS	10	3	5	12	12	16
HENNESSEY HS	2	2	0	14	9	17
CASHION HS	3	0	0	2	4	1
OKARCHE HS	1	0	0	1	10	8
Kiowa County						
HOBART HS	15	4	5	17	14	10
LONE WOLF HS	1	0	1	6	2	1
MTN VIEW-GOTEBO HS	27	3	3	10	12	13
SNYDER HS	3	1	4	9	7	10
Latimer County						
WILBURTON HS	0	0	3	3	5	7
RED OAK HS	1	0	0	0	4	3
BUFFALO VALLEY HS	3	2	1	1	0	2
PANOLA HS	2	0	1	0	1	1

County/High School	Graduates					
	96-'00	'01	'02	'03	'04	'05
LeFlore County						
SPIRO HS	5	1	4	7	11	11
HEAVENER HS	0	0	3	5	8	4
POCOLA HS	2	0	1	2	3	1
LE FLORE HS	12	0	1	1	3	5
CAMERON HS	4	3	2	4	7	6
PANAMA HS	1	0	0	2	7	5
BOKOSHE HS	9	1	0	6	1	4
POTEAU HS	2	1	1	9	9	13
WISTER HS	4	1	2	3	5	7
TALIHINA HS	3	1	1	8	12	9
WHITESBORO HS	2	0	0	1	1	3
HOWE HS	0	0	3	1	1	2
ARKOMA HS	3	1	0	0	1	0
Lincoln County						
CHANDLER HS	9	0	2	7	12	14
DAVENPORT HS	9	1	2	2	3	4
WELLSTON HS	0	1	0	4	7	8
STROUD HS	2	8	3	6	16	13
MEEKER HS	20	2	3	8	7	13
PRAGUE HS	2	0	1	10	10	6
CARNEY HS	5	0	2	2	2	5
AGRA HS	5	0	2	8	5	4
Logan County						
GUTHRIE HS	7	0	1	6	14	23
CRESCENT HS	1	2	0	5	9	2
MULHALL-ORLANDO HS	5	1	0	0	3	3
COYLE HS	5	2	9	8	6	14
Love County						
THACKERVILLE HS	2	0	0	3	4	3
TURNER HS	4	0	2	0	7	3
MARIETTA HS	8	0	0	5	11	7
Major County						
RINGWOOD HS	2	0	1	6	5	4
ALINE-CLEO SPGS HS	10	5	1	5	1	3
FAIRVIEW HS	43	5	13	21	19	27
CIMARRON HS	10	1	1	8	2	1
Marshall County						
MADILL HS	5	4	4	11	15	6
KINGSTON HS	0	0	1	15	9	10
Mayes County						
PRYOR HS	18	4	2	14	26	19
ADAIR HS	7	2	7	13	10	18
SALINA HS	7	0	1	5	14	11
LOCUST GROVE HS	42	10	8	25	23	18
CHOUTEAU HS	6	0	2	1	7	4
BRADFORD CHRISTIAN	1	1	0	0	0	1
McClain County						
NEWCASTLE HS	6	0	2	4	8	10
DIBBLE HS	1	1	1	7	5	7
WASHINGTON HS	7	2	0	2	8	2
WAYNE HS	1	2	7	4	9	9
PURCELL HS	8	2	2	9	11	7

Graduates						
County/High School	96-'00	'01	'02	'03	'04	'05
McClain County (cont.)						
BLANCHARD HS	3	5	4	6	12	15
MEMORIAL CHRISTIAN	0	0	0	0	0	0
McCurtain County						
IDABEL HS	11	3	8	22	11	21
HAWORTH HS	1	1	7	6	9	6
VALLIANT HS	14	9	7	13	16	17
EAGLETOWN HS	5	0	1	8	5	2
SMITHVILLE HS	1	0	3	5	4	1
WRIGHT CITY H S	6	1	1	9	10	9
BATTIEST HS	2	0	5	7	9	4
BROKEN BOW HS	13	3	13	40	43	31
McIntosh County						
EUFULA HS	6	11	11	23	19	27
CHECOTAH HS	8	2	3	24	17	25
MIDWAY HS	0	1	0	0	0	3
HANNA HS	5	1	3	1	4	0
Murray County						
OKLA SCHOOL	0	0	0	0	1	0
OKLA SCH FOR	1	1	0	0	2	0
SULPHUR HS	20	3	9	19	26	19
DAVIS HS	4	2	4	12	7	10
Muskogee County						
PARKVIEW-OK SCH FOR	0	0	0	3	2	0
HASKELL HS	2	0	0	13	10	6
FT GIBSON HS	11	0	2	23	15	11
BOYNTON HS	1	0	0	0	0	1
WEBBERS FALLS HS	2	3	3	2	10	6
OKTAHA HS	2	0	2	6	7	5
MUSKOGEE HS	7	5	8	32	28	61
HILLDALE HS	1	0	2	6	9	9
BRAGGS HS	2	0	0	2	1	3
WARNER HS	0	0	7	6	7	3
PORUM HS	0	0	0	12	12	9
BOULEVARD CHRISTIAN	0	0	0	0	1	1
Noble County						
PERRY HS	4	2	0	8	8	9
BILLINGS HS	0	0	1	4	3	1
FRONTIER HS	1	0	1	8	11	9
MORRISON HS	6	1	0	7	6	2
Nowata County						
OKLAHOMA UNION HS	1	1	2	3	11	3
NOWATA HS	3	0	2	3	11	6
S COFFEYVILLE HS	0	0	0	1	0	1
Okfuskee County						
MASON HS	1	0	4	3	3	10
BOLEY HS	2	1	1	0	0	0
PADEN HS	7	1	1	5	4	7
OKEMAH HS	4	4	1	2	9	10
WELEETKA HS	0	1	0	5	3	3
GRAHAM HS	1	0	0	0	0	2

Graduates						
County/High School	96-'00	'01	'02	'03	'04	'05
Oklahoma County						
POTNAM CITY HS	16	5	6	24	46	53
POTNAM CITY NORTH HS	1	0	5	33	40	38
POTNAM CITY WEST HS	16	4	5	28	28	38
POTNAM CITY ACADEMY	0	0	1	3	2	1
LUTHER HS	2	1	0	6	7	6
CHOCTAW HS	11	0	2	9	17	38
DEER CREEK HS	0	0	0	7	8	5
HARRAH HS	4	0	2	14	13	20
JONES HS	1	1	7	13	11	14
EDMOND MEMORIAL HS	1	1	2	18	16	17
EDMOND NORTH HS	2	2	9	8	18	15
EDMOND SANTA FE	2	1	4	15	38	25
BOULEVARD ACADEMY	0	0	0	0	0	0
MILLWOOD HS	8	2	6	12	8	13
WESTERN HGTS HS	37	10	16	21	14	13
CARL ALBERT HS	8	1	3	18	15	27
DEL CITY HS	20	3	10	32	45	37
MIDWEST CITY HS	14	3	13	18	40	36
CROOKED OAK HS	7	4	4	12	8	12
BETHANY HS	1	4	1	21	13	7
BELLE ISLE CHARTER	0	0	0	0	0	0
CESAR CHAVEZ ALT	0	0	0	0	0	0
CAPITOL HILL HS	4	1	15	4	10	7
CLASSEN HS/ADV.	12	4	10	29	26	23
DOUGLASS HS	12	3	7	15	21	12
EMERSON ALT.	1	1	1	0	0	2
SAVE ACADEMY	0	0	0	0	0	0
U. S. GRANT HS	22	8	8	13	12	17
JOHN MARSHALL HS	14	10	5	28	26	28
NORTHEAST ACADEMY	8	11	9	30	34	40
NORTHWEST CLASSEN	20	10	13	23	24	28
SOUTHEAST HS	18	11	19	33	34	24
STAR SPENCER HS	3	1	8	13	6	5
PATHWAYS MIDDLE COLL.	0	0	0	0	0	3
INDEPENDENCE CHARTER	0	0	0	0	0	0
JUSTICE AW SEEWORTH	0	0	0	0	0	0
ASTEC CHARTER MS	0	0	0	0	0	0
DOVE SCIENCE ACAD - OKC	0	0	0	0	0	0
JOHN WESLEY	0	0	0	0	0	1
SANTA FE SOUTH	0	0	0	0	0	18
CASADY SCHOOL	0	0	0	1	1	0
HERITAGE HALL	0	0	0	0	1	2
MT ST MARYS HS	2	0	2	8	5	8
BISHOP MC GUINNESS	0	1	0	11	7	7
CHRISTIAN HERITAGE	0	0	0	3	3	2
GRACE CHRISTIAN ACADEMY	0	0	0	1	4	0
OKLA CHRISTIAN ACAD	0	0	0	0	1	2
OKLA CHRISTIAN SCHL	0	0	0	1	1	3
MID-DEL CHRISTIAN	0	0	0	0	1	0
LIFE CHRISTIAN ACADEMY	0	0	0	0	1	0
HARVEST CHRISTIAN SCHL	0	0	0	1	0	1
OKLA SCHL OF SCI & MATH	12	2	5	9	16	10

Graduates						
County/High School	96-'00	'01	'02	'03	'04	'05
Okmulgee County						
OKMULGEE HS	18	9	8	13	13	14
HENRYETTA HS	0	0	1	4	13	15
MORRIS HS	3	3	2	10	12	18
BEGGS HS	4	1	7	7	14	18
PRESTON HS	14	2	6	7	3	8
SCHULTER HS	0	0	0	0	2	4
WILSON HS - HENRYETTA	5	1	0	1	3	5
DEWAR HS	1	0	1	1	10	9
Osage County						
PAWHUSKA HS	11	2	14	17	28	10
SHIDLER HS	5	1	1	1	4	1
BARNSDALL HS	2	0	1	3	10	1
WYNONA HS	1	0	0	0	1	2
HOMINY HS	6	0	0	11	7	7
PRUE HS	2	2	1	1	1	2
WOODLAND HS	6	0	7	9	12	6
Ottawa County						
WYANDOTTE HS	5	0	3	5	9	7
QUAPAW HS	0	1	0	4	3	9
PICHER-CARDIN HS	6	1	1	3	5	5
COMMERCE HS	3	2	1	6	4	7
MIAMI HS	4	3	1	18	17	25
AFTON HS	6	2	3	6	5	3
FAIRLAND HS	6	0	1	12	3	10
Pawnee County						
PAWNEE HS	9	1	0	6	8	9
CLEVELAND HS	13	1	3	23	21	24
Payne County						
RIPLEY HS	9	3	3	12	7	4
STILLWATER HS	15	4	15	32	39	49
LINCOLN ALT.	0	0	1	1	2	0
PERKINS-TRYON HS	9	3	6	17	14	8
CUSHING HS	3	1	2	17	7	15
GLENCOE HS	1	0	0	6	7	8
YALE HS	4	1	9	10	10	8
Pittsburg County						
HARTSHORNE HS	4	4	5	7	1	5
CANADIAN HS	3	3	5	4	10	4
HAILEYVILLE HS	2	0	3	6	2	2
KIOWA HS	3	1	0	3	11	7
QUINTON HS	5	4	2	11	6	13
INDIANOLA HS	3	0	1	10	3	6
CROWDER HS	13	2	2	5	4	7
SAVANNA HS	1	0	0	6	1	10
PITTSBURG HS	1	0	0	3	5	3
MC ALESTER HS	44	18	10	23	38	41
KEY ACADEMY	0	0	0	0	0	1
Ponotoc County						
ALLEN HS	2	4	6	10	6	5
VANOSS HS	1	0	1	7	11	19
BYNG HS	12	2	9	18	29	15
ADA HS	8	1	3	7	5	18

Graduates						
County/High School	96-'00	'01	'02	'03	'04	'05
Ponotoc County (cont.)						
MC LISH HS	0	2	3	2	2	0
LATTA HS	10	2	2	4	7	10
STONEWALL HS	3	0	2	6	6	5
ROFF HS	7	1	3	6	8	13
Pottawatomie						
MC LOUD HS	4	2	2	16	10	19
DALE HS	2	1	0	15	4	6
BETHEL HS	1	0	2	3	5	13
MACOMB HS	5	4	4	3	2	9
EARLSBORO HS	3	1	3	5	0	1
TECUMSEH HS	1	4	3	15	26	21
SHAWNEE HS	20	6	22	21	45	29
SHAWNEE ALT HS	0	1	0	0	0	0
ASHER HS	9	1	1	1	4	1
WANETTE HS	5	0	1	5	3	6
MAUD SR HS	2	2	3	4	5	1
LIBERTY ACADEMY	0	0	0	1	0	0
FAMILY OF FAITH	0	0	0	0	1	0
Pushmataha						
RATTAN HS	5	2	5	6	5	7
CLAYTON HS	5	4	4	2	9	10
ANTLERS HS	2	4	5	20	17	23
MOYERS HS	0	0	0	6	0	8
Roger Mills						
LEEDEY HS	13	6	7	5	4	7
REYDON HS	2	0	1	1	6	1
CHEYENNE HS	4	1	2	2	4	3
SWEETWATER HS	1	1	1	2	2	1
HAMMON HS	5	2	2	7	1	4
Rogers County						
CLAREMORE HS	11	0	3	18	17	16
CATOOSA HIGH	3	0	0	5	15	7
CHELSEA HS	3	0	2	4	11	4
OOLOGAH-TALALA HS	2	0	4	6	15	11
INOLA HS	0	1	0	5	9	15
SEQUOYAH HS - CLAREMORE	2	0	1	6	4	2
FOYIL HS	0	1	1	5	2	7
VERDIGRIS HS	0	1	0	3	11	9
Seminole County						
SEMINOLE HS	7	3	5	8	12	12
WEWOKA HS	2	1	4	7	10	7
BOWLEGS HS	3	1	1	5	2	8
KONAWA HS	9	0	7	9	16	11
NEW LIMA HS	1	0	1	1	3	1
VARNUM HS	5	2	0	6	2	11
SASAKWA HS	0	0	0	0	5	3
STROTHER HS	4	1	3	2	5	8
BUTNER HS	5	0	2	4	1	6
Sequoyah County						
SALLISAW HS	12	6	7	6	17	17
VIAN HS	0	4	5	17	12	9
MULDROW HS	3	4	7	15	19	12

Graduates						
County/High School	96-'00	'01	'02	'03	'04	'05
Sequoyah County (cont.)						
GANS HS	0	0	2	4	4	3
ROLAND HS	4	0	2	9	7	22
GORE HS	4	5	5	12	14	9
CENTRAL HS-SALLISAW	0	1	1	6	10	8
Stephens County						
DUNCAN HS	4	1	3	14	27	17
COMANCHE HS	3	0	0	15	9	12
MARLOW HS	2	1	4	13	6	17
VELMA-ALMA HS	2	4	3	8	8	9
EMPIRE HS	2	4	5	10	9	7
CENTRAL HS-MARLOW	0	0	0	3	6	7
BRAY-DOYLE HS	6	3	3	7	7	14
Texas County						
YARBROUGH HS	0	0	0	0	0	1
GUYMON HS	3	0	1	7	12	22
HARDESTY HS	0	0	0	3	3	3
HOOKER HS	6	0	4	11	6	12
TYRONE HS	2	0	0	0	0	0
GOODWELL HS	0	0	0	2	4	0
TEXHOMA HS	0	0	0	5	1	5
Tillman County						
TIPTON HS	5	2	4	5	16	15
DAVIDSON HS	1	0	1	3	3	5
FREDERICK HS	3	0	1	15	6	8
GRANDFIELD HS	9	3	2	6	7	5
Tulsa County						
CENTRAL HS-TULSA	17	4	4	11	18	14
EAST CENTRAL HS	12	3	3	10	11	14
EDISON HS	12	2	5	6	20	21
NATHAN HALE HS	10	0	5	12	12	16
TULSA HS FOR SCIENCE &	4	4	10	13	14	22
MEMORIAL HS - TULSA	4	5	2	12	14	22
WILL ROGERS HS	7	1	4	12	21	26
B T WASHINGTON HS	20	16	19	23	40	32
WEBSTER HS	12	4	6	19	14	37
MARGARET HUDSON	0	0	0	0	0	0
PROJECT 12	0	0	0	0	0	0
FRANKLIN YOUTH ACADEMY	0	0	0	0	0	1
DOVE SCIENCE ACAD - TULS.	0	0	0	0	1	3
TULSA SCHL OF ARTS AND	0	0	0	2	4	4
CHARLES PAGE HS	6	2	8	25	33	36
SAND SPRINGS ALT.	0	0	0	0	0	0
BROKEN ARROW	5	1	3	7	45	56
MARGARET HUDSON - BA	0	0	0	0	0	0
BIXBY HS	3	1	3	8	19	16
JENKS HS	11	6	4	10	20	21
COLLINSVILLE HS	3	1	0	10	13	13
SKIATOOK HS	11	2	2	4	22	19
SPERRY HS	4	0	2	5	16	16
UNION HS	5	6	1	14	33	44
BERRYHILL HS	10	2	6	14	19	11
OWASSO HS	3	1	3	8	21	30

Graduates						
County/High School	96-'00	'01	'02	'03	'04	'05
Tulsa County (cont.)						
GLENPOOL HS	13	4	3	14	15	24
LIBERTY HS - MOUNDS	3	0	1	0	6	7
PEACE ACADEMY	0	0	0	0	0	2
ST AUGUSTINE ACADEMY	0	0	0	0	1	0
ST MARYS	1	0	0	0	0	0
GRACE FELLOWSHIP	0	2	0	1	3	4
BISHOP KELLEY HS	3	0	2	4	8	8
CASCIA HALL HS	0	0	0	2	2	1
TOWN & COUNTRY HS	0	0	0	0	0	1
METRO CHRISTIAN ACAD	2	0	1	2	2	7
HOLLAND HALL SCHL	1	0	0	2	0	5
VICTORY CHRISTIAN HS	10	3	2	5	6	5
WRIGHT CHRISTIAN ACADEMY	0	0	0	1	0	3
LINCOLN CHRISTIAN SCHL	0	0	0	1	4	5
OKLA JOB CORPS	0	0	0	0	1	0
MINGO VALLEY	0	0	0	0	0	1
Wagoner County						
OKAY HS	5	0	2	0	2	0
COWETA HS	5	3	4	3	8	5
WAGONER HS	8	0	0	5	10	3
PORTER CONSOLIDATED	4	1	3	3	3	3
Washington County						
COPAN HS	0	0	1	6	12	3
DEWEY HS	0	2	2	3	7	10
CANEY VALLEY HS	4	1	2	6	8	7
BARTLESVILLE HS	18	8	6	30	29	31
AMERICAN CHRISTIAN SCHL	0	0	0	0	1	0
Washita County						
BLANCHE THOMAS HS	10	2	9	10	10	11
WASHITA HEIGHTS HS	4	1	10	3	5	13
BURNS FLAT-DILL CITY HS	16	5	4	12	16	10
CANUTE HS	0	1	4	0	8	2
CORDELL HS	11	2	9	21	17	19
CORN BIBLE ACADEMY HS	6	1	3	4	8	4
Woods County						
ALVA SR HS	5	1	5	19	22	20
WAYNOKA HS	1	1	1	4	5	7
FREEDOM HS	2	3	0	3	1	2
Woodward County						
WOODWARD HS	23	7	23	25	16	32
MOORELAND HS	1	0	3	7	9	10
SHARON-MUTUAL HS	0	0	1	4	3	3
FT SUPPLY HS	2	0	1	2	2	4
Overseas						
DEPT OF DEFENSE SCHL	0	0	0	0	1	0

STATEWIDE	96-'00	'01	'02	'03	'04	'05
OHLAP GRADUATES	2721	885	1624	4215	5049	5325